




Federal Ministry
for Economic Cooperation
and Development



Future-Makers.
Building the future.
Let's join forces.

International Fuel Prices 2012/2013

8th Edition



Published by

giz Deutsche Gesellschaft
für Internationale
Zusammenarbeit (GIZ) GmbH

International Fuel Prices 2012/2013

8th Edition

Disclaimer

Findings, interpretation and conclusions expressed in this document are based on the information gained by the author and from the contributors.

GIZ does not guarantee the accuracy or completeness of information in this document and cannot be held responsible for any errors, omissions or losses which emerge from its use. The linked sites are not under the control of GIZ and GIZ is not responsible for the contents of any linked site or any link contained in a linked site.

Copyright

This publication may be reproduced in whole or in part in any form for educational or non-profit purposes without special permission from the copyright holder, whenever acknowledgement of the source is made. The GIZ would appreciate receiving a copy of any publication that uses this GIZ publication as a source. No use of this publication may be made for resale or for any other commercial purpose whatsoever.

CONTENTS

1 Executive summary	1
2 GIZ – International Fuel Prices	3
About our work	3
Our fact sheets “International Fuel Prices Observatory”	3
Reading List Fuel Price Policies 2001–2014	3
GIZ fuel price newsgroup	3
3 Fuel prices by continent	5
3.1 Fuel prices in Africa	5
3.2 Fuel prices in America	19
3.3 Fuel prices in Asia, Australia and Pacific	29
3.4 Fuel prices in Europe	45
3.5 Retail fuel prices of 174 countries	59
4 Annex	62
5 About us	63

1 Executive summary

- The 2012/2013 International Fuel Prices report provides an overview of the retail prices of Gasoline and Diesel in over 170 countries based on our survey in November 2012.
- As depicted in the Figure 1 at a global scale, crude oil prices were relatively steady and less volatile in 2011 and 2012.

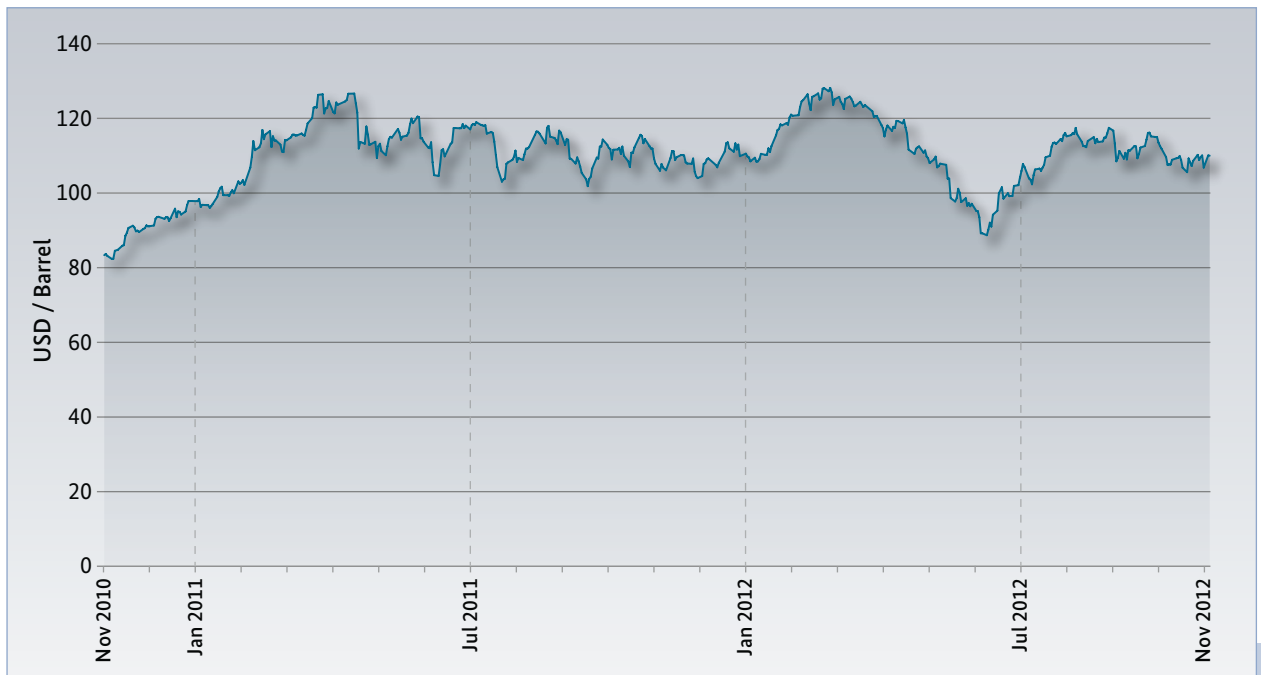


Figure 1: Europe Brent Spot Price FOB (dollars per barrel)

Source: <http://www.eia.gov/dnav/pet/hist/LeafHandler.ashx?n=pet&s=rbrte&f=d>, 8 August 2014

- Price data reflects crude oil price (Brent) of USD 110 per barrel (69 US-cents per litre) as of mid-November 2012.
- On the reference day of the survey the crude oil price had increased by 35% compared to 2010. Converted, a price increase of USD 0.18 per litre was registered.
- Between November 2010 and November 2012 the lowest price per barrel of Brent crude was USD 82.34 (22 November 2010). At its highest, the price briefly touched USD 128.00 (13 March 2012).
- There was a slight increase (6%) in the dollar-euro exchange rate between November 2010 (USD 1 = EUR 0.73) and November 2012 (USD 1 = EUR 0.78).
- In the United States Gasoline prices were 97 US-cents per litre (Diesel: 105 US-cents) in mid-November 2012.
- In November 2012, Gasoline and Diesel prices in Luxembourg were the lowest in EU-27.

Our survey at a glance

- Survey conducted in mid-November 2012.
- Super Gasoline and Diesel prices in over 170 countries.
- Price data reflect crude oil price (Brent) of USD 110 per barrel.
- Fuel price data are mainly based on the global network of regional GIZ offices. Further data sources include German embassies/consulates worldwide and the German Automobile Association (ADAC) amongst others.
- Crude oil prices and exchange rates:

	Brent crude oil price trend		Exchange rate
	USD/barrel	US-cents/litre	USD 1 =
Mid-November 2004	42	27	EUR 0.77
15–17 November 2006	60	38	EUR 0.78
17–21 November 2008	48	30	EUR 0.79
16–18 November 2010	81	51	EUR 0.73
13–15 November 2012	110	69	EUR 0.78

- On the reference day of the survey the crude oil price had increased by 35% compared to November 2010. There was an increase in the dollar-euro exchange rate between November 2010 (USD 1 = EUR 0.73) and November 2012 (USD 1 = EUR 0.78).
- 4 country categories were introduced to benchmark transport and energy policies:

High Subsidies (below red benchmark line)	The retail price of Gasoline and Diesel is below the price for crude oil on the world market (Brent).
Fuel Subsidies (below green benchmark line)	The retail price of Gasoline and Diesel is at least as high as the price for crude oil on the world market and below the price level of the United States. <i>Note:</i> The fuel prices of the United States are average cost-covering retail prices incl. industry margin, VAT/sales tax and incl. approx. 10 US-cents for the 2 road funds (federal and state). This fuel price may be considered as the international minimum benchmark for a non-subsidised road transport policy; though not yet covering external costs for health and environmental damages.
Fuel Taxation (below grey benchmark line)	The retail price of Gasoline and Diesel is at least as high as the price of the United States and below the price level of Luxembourg. <i>Note:</i> In November 2012, Gasoline prices and Diesel prices in Luxembourg were the lowest in EU-27. Prices in EU countries are subject to VAT, specific fuel taxes as well as other country specific duties and taxes. The EU sets minimum taxation rates for fossil fuels.
High Taxation (above grey benchmark line)	The retail price of Gasoline and Diesel is at least as high as the price level of Luxembourg. <i>Note:</i> At these levels, countries are effectively using taxes to generate revenues and to encourage energy efficiency in the transport sector.

More information and all previous surveys are available online: <http://www.giz.de/fuelprices>

2 GIZ – International Fuel Prices

About our work

Since 1998, GIZ has been providing comprehensive data on fuel taxation in developing countries, thus making a valuable contribution to the discussion of the issue. Decision-makers in partner countries benefit from access to essential information on pricing, potential income from fuel taxes and reform processes that have been carried out in other countries.

The International Fuel Prices report provides an overview of the retail prices of Gasoline and Diesel in over 170 countries. It further explores recent trends and case studies on fuel prices and fuel pricing policies in developing countries. More here: <http://www.giz.de/fuelprices>.

Our fact sheets


“International Fuel Prices Observatory”

Our “International Fuel Prices Observatory” fact sheets offer concise information on:

- Price in USD and local currency (some since 1991);
- Price composition (production costs, taxes, fees, margins, etc.);
- Pricing policy;
- Transparency-index on price composition and pricing policy;
- Related Links.

More than 120 fact sheets on:

https://energypedia.info/index.php/International_Fuel_Prices.



Reading List Fuel Price Policies 2001–2014

Appropriate fuel price levels are major prerequisite for effectiveness of sustainable transport policies. Getting fuel prices right, involving stakeholders adequately and using revenues properly are challenging tasks. In this context, our new reading list on fuel price policies covers publications, articles etc from 2001 to 2014 on fuel price policies, taxation and subsidies. It provides a good starting point to reflect on what has already been done



in this field and how the debate has evolved. Please don't hesitate to alert us to additional sources and material for subsequent inclusion in this list. Download: http://www.sutp.org/images/articles/Fuel_Price_Policies_ReadingList_GIZ_2014.pdf

GIZ Fuel Price Newsgroup

Our GIZ Fuel Price Newsgroup aims to facilitate the exchange and dissemination of information on recent developments and trends related to that issue. GIZ fuel price news keeps you updated with selected articles related to fuel prices and taxation, subsidies and energy demand from all over the world. Subscription/Unsubscription/Contact:

Armin.Wagner@giz.de



3 Fuel prices by continent

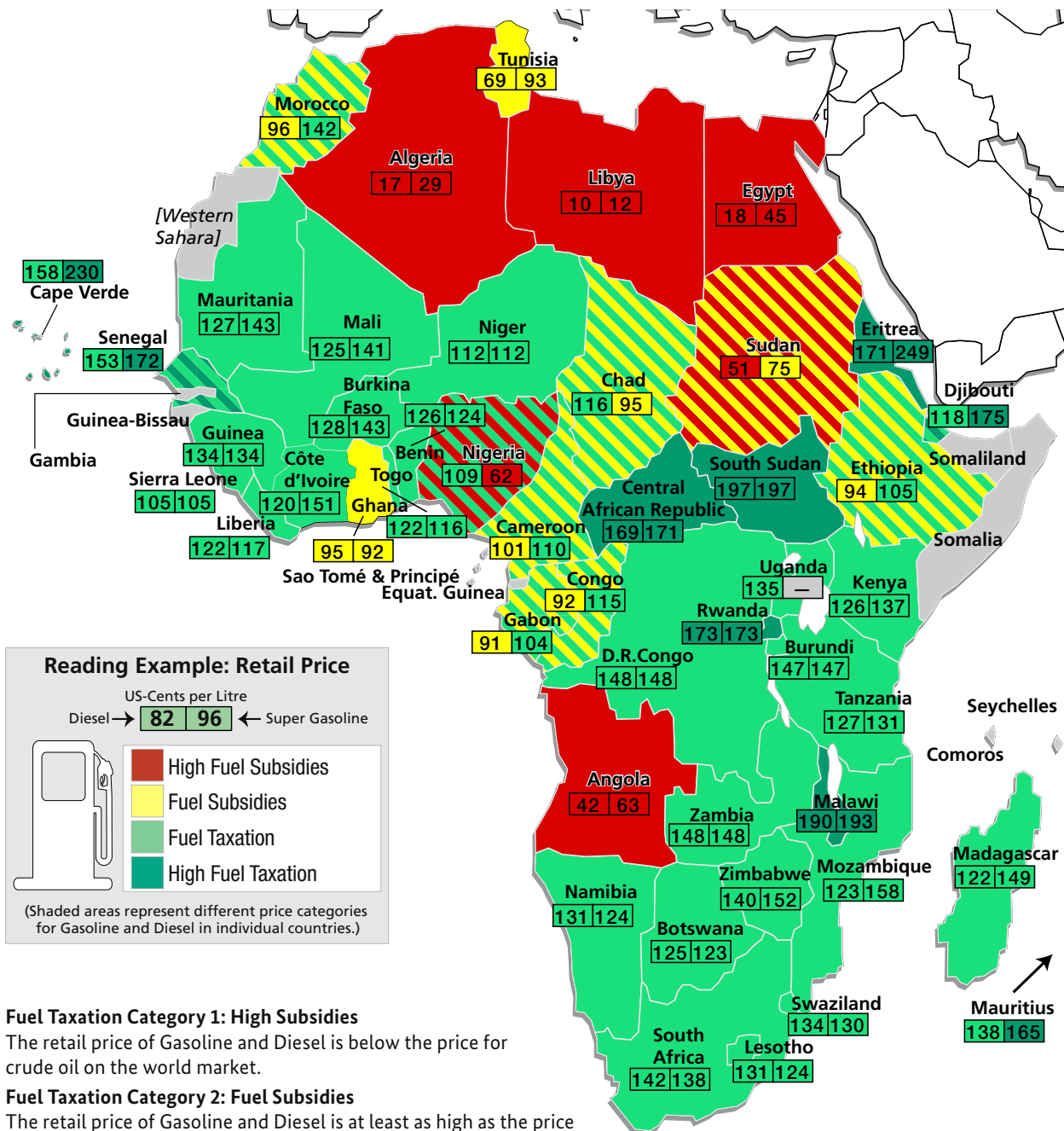
3.1 Fuel prices in Africa



- ➔ Retail fuel prices in Africa
- ➔ Comparison of retail fuel prices in Africa
- ➔ Time series of retail fuel prices in Africa
- ➔ Detailed time series of fuel prices in Africa



3.1.1 Retail fuel prices in Africa – as of November 2012 (in US-cents/litre)



Fuel Taxation Category 1: High Subsidies
 The retail price of Gasoline and Diesel is below the price for crude oil on the world market.

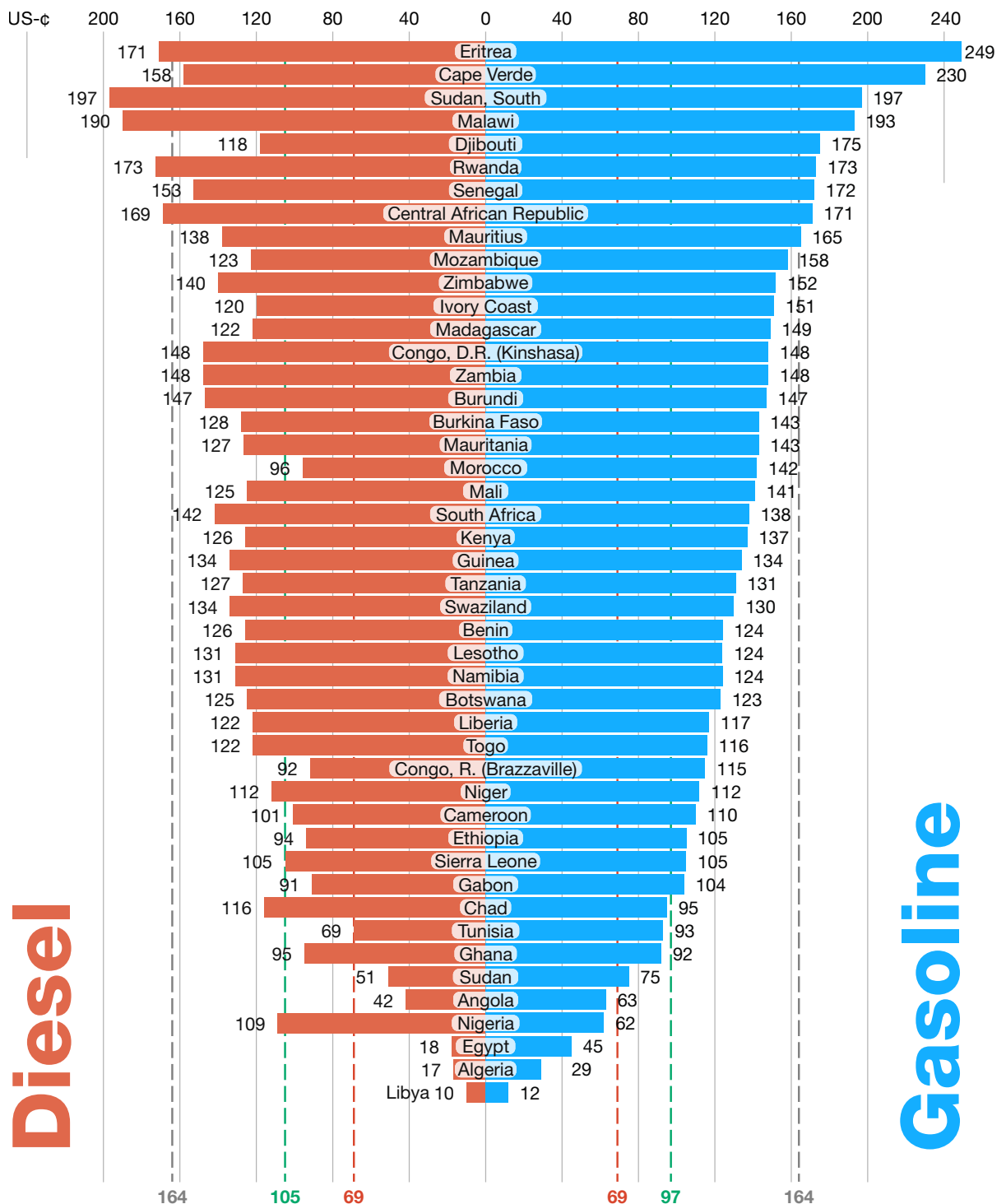
Fuel Taxation Category 2: Fuel Subsidies
 The retail price of Gasoline and Diesel is at least as high as the price for crude oil on the world market and below the price level of the United States.

Note: The fuel prices of the United States are average cost-covering retail prices incl. industry margin, VAT/sales tax and incl. approx. 10 US-cents for the 2 road funds (federal and state). This fuel price may be considered as the international minimum benchmark for a non-subsidised road transport policy; though not yet covering external costs for health and environmental damages.

Fuel Taxation Category 3: Fuel Taxation
 Retail price of Gasoline and Diesel is at least as high as the price of the United States and below the price level of Luxembourg.
Note: In November 2012, Gasoline prices and Diesel prices in Luxembourg were the lowest in EU-27. Prices in EU countries are subject to VAT, specific fuel taxes as well as other country specific duties and taxes. The EU sets minimum taxation rates for fossil fuels.

Fuel Taxation Category 4: High Taxation
 The retail price of Gasoline and Diesel is at least as high as the price level of Luxembourg.
Note: At these levels, countries are effectively using taxes to generate revenues and to encourage energy efficiency in the transport sector.

3.1.2 Comparison of retail fuel prices in Africa – as of November 2012 (in US-cents/litre)

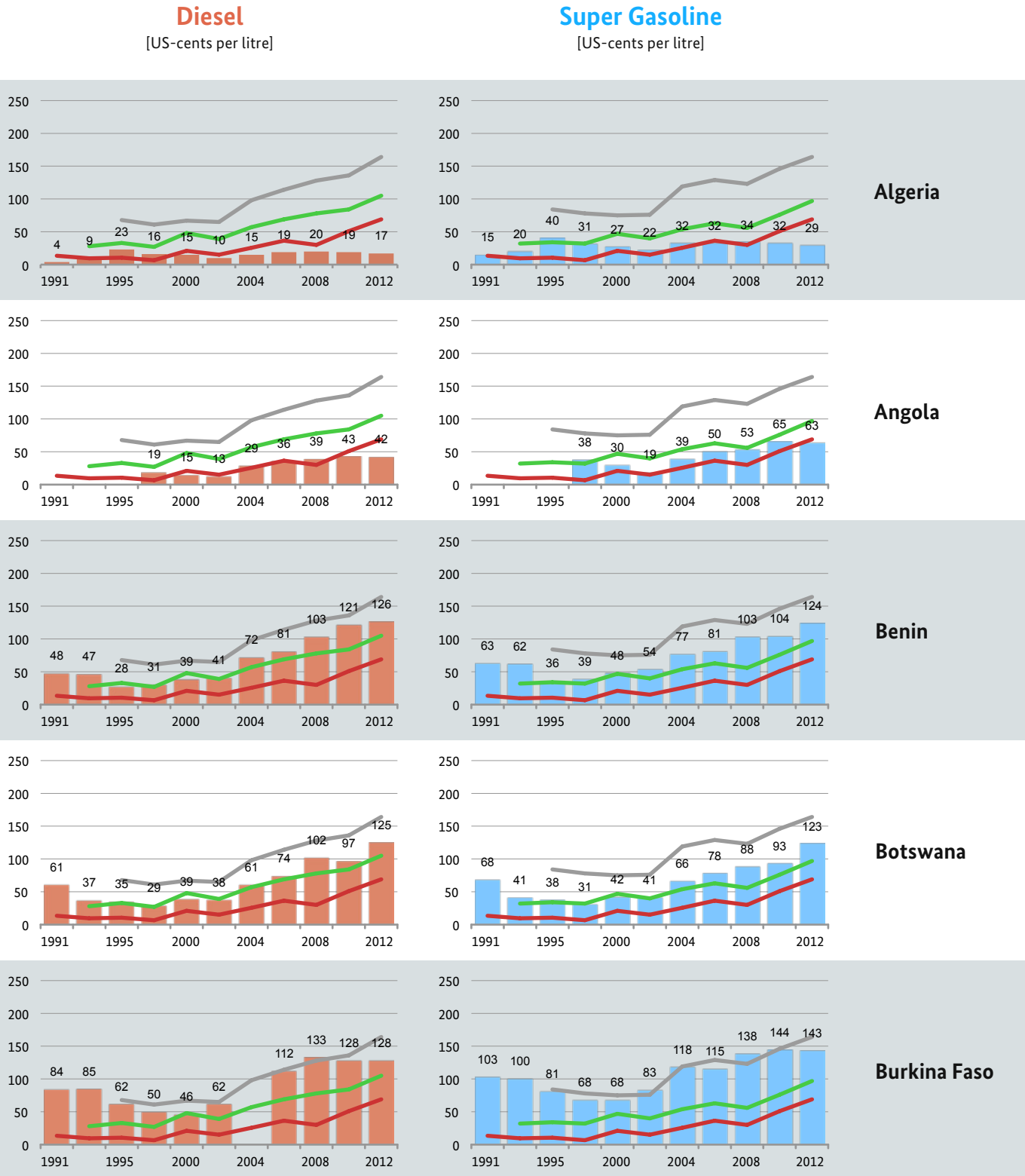


- Grey Benchmark Line:** Retail price of Gasoline and Diesel of Luxembourg. In November 2012, Gasoline (Diesel) prices in Luxembourg were the lowest in Europe. Prices in EU countries are subject to VAT, specific fuel taxes as well as other country specific duties and taxes.
- Green Benchmark Line:** Retail price of Gasoline and Diesel in the United States. Cost-covering retail prices incl. industry margin, VAT/sales tax and incl. approx. US 10 cents for 2 road funds (federal and state). This fuel price being without other specific fuel taxes may be considered as the international minimum benchmark for a non-subsidised road transport policy.
- Red Benchmark Line:** Price of crude oil on world market.

3.1.3 Time Series of retail fuel prices in Africa in US-cents/litre (last survey 13–15 November 2012)

Country	Diesel [US-cents/litre]											Super Gasoline [US-cents/litre]											
	1991	1993	1995	1998	2000	2002	2004	2006	2008	2010	2012	1991	1993	1995	1998	2000	2002	2004	2006	2008	2010	2012	
Algeria	4	9	23	16	15	10	15	19	20	19	17	15	20	40	31	27	22	32	32	34	32	29	
Angola				19	15	13	29	36	39	43	42				38	30	19	39	50	53	65	63	
Benin	48	47	28	31	39	41	72	81	103	121	126	63	62	36	39	48	54	77	81	103	104	124	
Botswana	61	37	35	29	39	38	61	74	102	97	125	68	41	38	31	42	41	66	78	88	93	123	
Burkina Faso	84	85	62	50	46	62		112	133	128	128	103	100	81	68	68	83	118	115	138	144	143	
Burundi	61	54	48	66	71	54	108	122	123	142	147	63	59	52	72	101	58	104	120	139	143	147	
Cameroon	58	58	50	48	47	57	83	107	104	110	101	68	69	68	64	56	68	95	114	114	120	110	
Cape Verde	40			43	39		81		143	133	158	68			81	59		140		184	184	230	
Centr. African Rep.	99	98	64	65		87	114	127	144	169	169	133	128	82	81		100	129	137	144	171	171	
Chad	97	95	70	61	60	77	101	120	132	131	116	105	102	80	70	68	79	117	131	130	132	95	
Congo, D.R. (Kin.)	73	67	70	50	93	69	81	100	121	127	148	81	74	73	50	100	70	92	94	123	128	148	
Congo, R. (Brazzav.)	71			40	30	48	59	67	57	84	92	105			72	53	69	87	96	81	127	115	
Djibouti	38	56	40	40	53	54	35	89		107	118	77	61	93	91	105	98	52	145		163	175	
Egypt	7	9	12	12	10	8	10	12	20	32	18	29	30	29	29	26	19	28	30	49	48	45	
Eritrea		29	19	23	33	25	40	81	107	107	171		50	40	37	56	36	80	190	253	254	249	
Ethiopia	14	19	24	25	27	32	42	62	89	78	94	27	26	32	36	46	52	60	93	92	91	105	
Gabon	83	70		39	37	53	69	39	90		91	118	116		63	53	69	90	64	114		104	
Ghana	43	45	33	30	19	23	43	84	90	83	95	53	53	38	32	20	28	49	86	90	82	92	
Guinea	61	56		56	69	56	69	82	102	95	134	67	61		68	85	66	75	79	102	95	134	
Ivory Coast	115	86	56	45	51	60	95	106	120	130	120	124	123	83	74	76	85	114	120	133	168	151	
Kenya	37	33	43	54	60	56	76	98	114	127	126	53	40	56	70	71	70	92	112	120	133	137	
Lesotho				38	47		68	88	93	107	131				39	50		73	89	79	97	124	
Liberia							77	85	103	96	122							75	79	77	98	117	
Libya				17	16	8	8	13	12	13	10					22	25	10	9	13	14	17	12
Madagascar	25	31	32	33	45	65	79	100	143	126	122	43	54	47	47	76	108	105	115	155	152	149	
Malawi	56	67	55	45	68	62	88	112	167	154	190	64	71	65	51	69	66	95	117	178	171	193	
Mali	74	74	57	48	43	55	90	104	110	125	125	112	114	82	77	70	69	116	122	130	142	141	
Mauritania	53	43		31	40	39	59	84	106	99	127	86	85		59	67	63	80	97	149	116	143	
Mauritius										123	138											155	165
Morocco	45	41	47	47	53	55	70	87	83	88	96	82	75	94	79	82	87	110	122	129	123	142	
Mozambique	26	21	32	41	54	43	79	106	137	86	123	74	48	53	55	56	46	88	115	171	111	158	
Namibia	41	38		36	44	43	65	87	88	109	131	46	42		38	47	45	68	87	78	106	124	
Niger	81	60	55	52	48	55	91	111	97	116	112	94	92	79	76	68	77	102	114	99	107	112	
Nigeria	4	1	3	10	27	19	45	66	113	77	109	5	2	13	13	27	20	39	51	59	44	62	
Rwanda	79	88		72	84	84	99	108	137	162	173	81	93		72	89	84	98	111	137	163	173	
Senegal	74	88	62	48	52	53	90	109	126	134	153	119	123	94	71	73	75	110	131	135	157	172	
Sierra Leone	43	44		53		50	89	98	91	94	105	45	49		61		51	76	98	91	94	105	
South Africa		52	46	39	50	40	80	84	95	114	142		52	51	43	50	43	81	85	87	119	138	
Sudan	6	58	25	26	24	24	29	49	45	43	51	7	58	50	33	28	30	47	72	65	62	75	
Sudan, South								122	125	107	197								176	159	150	197	
Swaziland	41	40		36	44		73	85	93	110	134	46	43		37	47		76	80	86	107	130	
Tanzania	25	30	44	57	73	61	87	99	130	119	127	42	43	56	63	75	67	93	104	111	122	131	
Togo	66	63	40	37	40	46	83	101	88	117	122	81	72	47	42	48	56	85	103	89	118	116	
Tunisia	33	31	44	33	29	19	39	57	84	82	69	58	52	64	60	49	29	68	83	96	94	93	
Uganda	55	71	85	68	75	70	88	101	122	111	135	69	79	98	86	86	83	102	117	130	142	n.n.	
Zambia	24	66	57	49		60	98	122	161	152	148	40	72	60	53		72	110	131	170	166	148	
Zimbabwe	37	28	29	22	72	5	65		105	115	140	68	47	38	26	85	5	61		130	129	152	

3.1.4 Detailed time series of fuel prices in Africa, 1991–2012 (from Algeria to Burkina Faso)



Grey Benchmark Line: Retail price of Gasoline and Diesel of Luxembourg. In November 2012, Gasoline (Diesel) prices in Luxembourg were the lowest in Europe. Prices in EU countries are subject to VAT, specific fuel taxes as well as other country specific duties and taxes.

Green Benchmark Line: Retail price of Gasoline and Diesel in the United States. Cost-covering retail prices incl. industry margin, VAT/sales tax and incl. approx. US 10 cents for 2 road funds (federal and state). This fuel price being without other specific fuel taxes may be considered as the international minimum benchmark for a non-subsidised road transport policy.

Red Benchmark Line: Price of crude oil on world market.

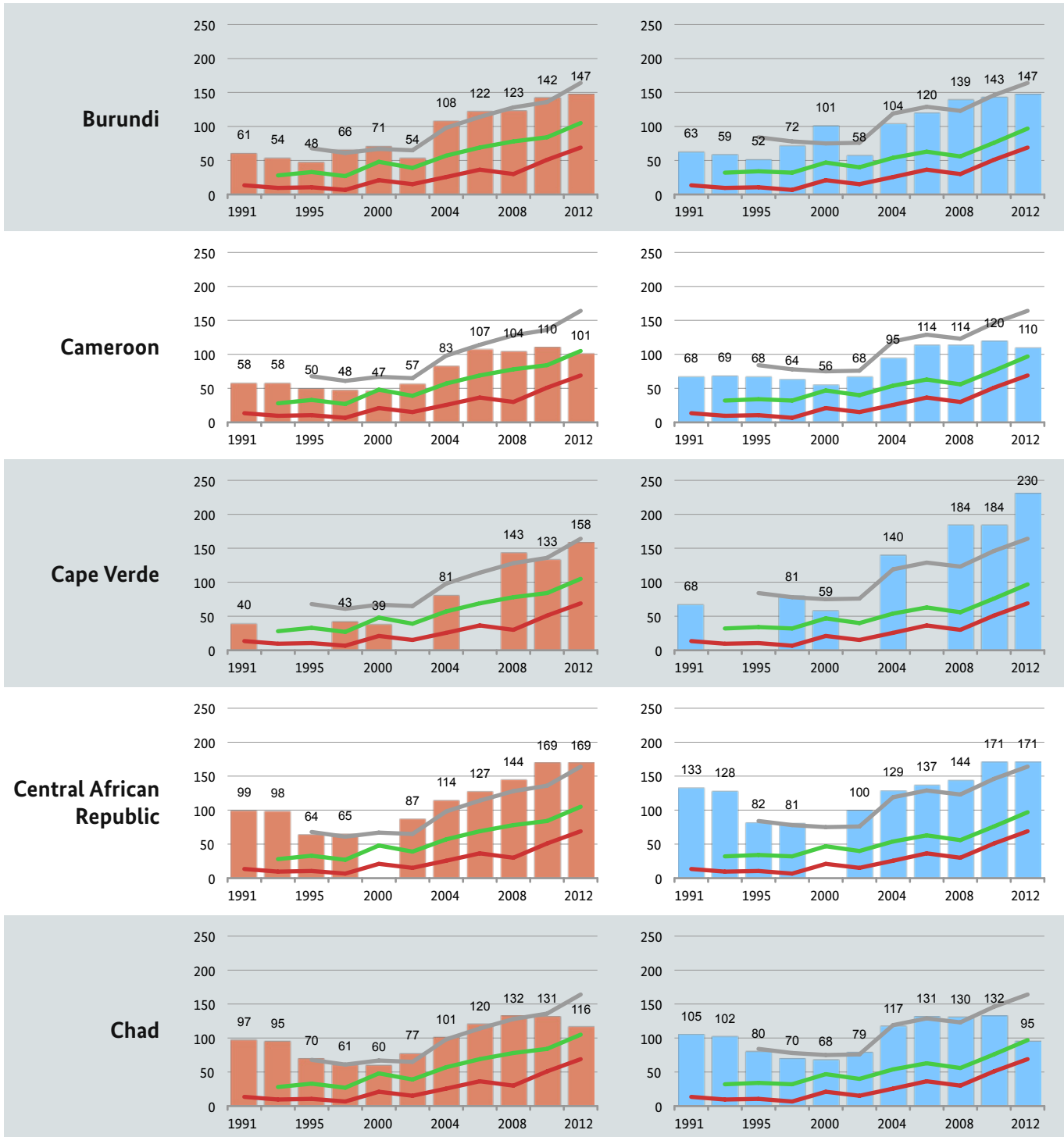
3.1.4 Detailed time series of fuel prices in Africa, 1991–2012 (from Burundi to Chad)

Diesel

[US-cents per litre]

Super Gasoline

[US-cents per litre]

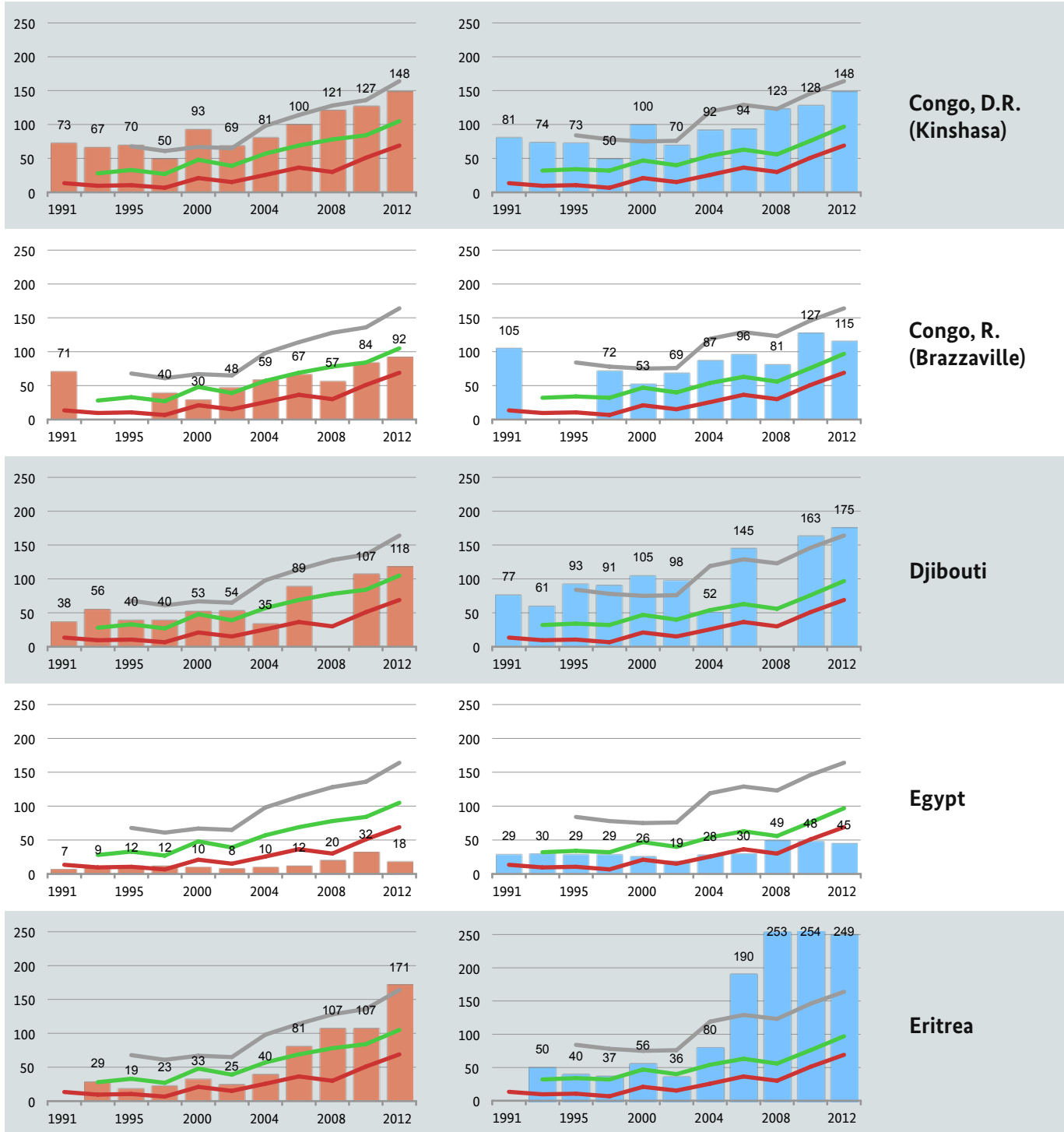


- Grey Benchmark Line:** Retail price of Gasoline and Diesel of Luxembourg. In November 2012, Gasoline (Diesel) prices in Luxembourg were the lowest in Europe. Prices in EU countries are subject to VAT, specific fuel taxes as well as other country specific duties and taxes.
- Green Benchmark Line:** Retail price of Gasoline and Diesel in the United States. Cost-covering retail prices incl. industry margin, VAT/sales tax and incl. approx. US 10 cents for 2 road funds (federal and state). This fuel price being without other specific fuel taxes may be considered as the international minimum benchmark for a non-subsidised road transport policy.
- Red Benchmark Line:** Price of crude oil on world market.

3.1.4 Detailed time series of fuel prices in Africa, 1991–2012 (from DR Congo to Eritrea)

Diesel
[US-cents per litre]

Super Gasoline
[US-cents per litre]



- Grey Benchmark Line:** Retail price of Gasoline and Diesel of Luxembourg. In November 2012, Gasoline (Diesel) prices in Luxembourg were the lowest in Europe. Prices in EU countries are subject to VAT, specific fuel taxes as well as other country specific duties and taxes.
- Green Benchmark Line:** Retail price of Gasoline and Diesel in the United States. Cost-covering retail prices incl. industry margin, VAT/sales tax and incl. approx. US 10 cents for 2 road funds (federal and state). This fuel price being without other specific fuel taxes may be considered as the international minimum benchmark for a non-subsidised road transport policy.
- Red Benchmark Line:** Price of crude oil on world market.

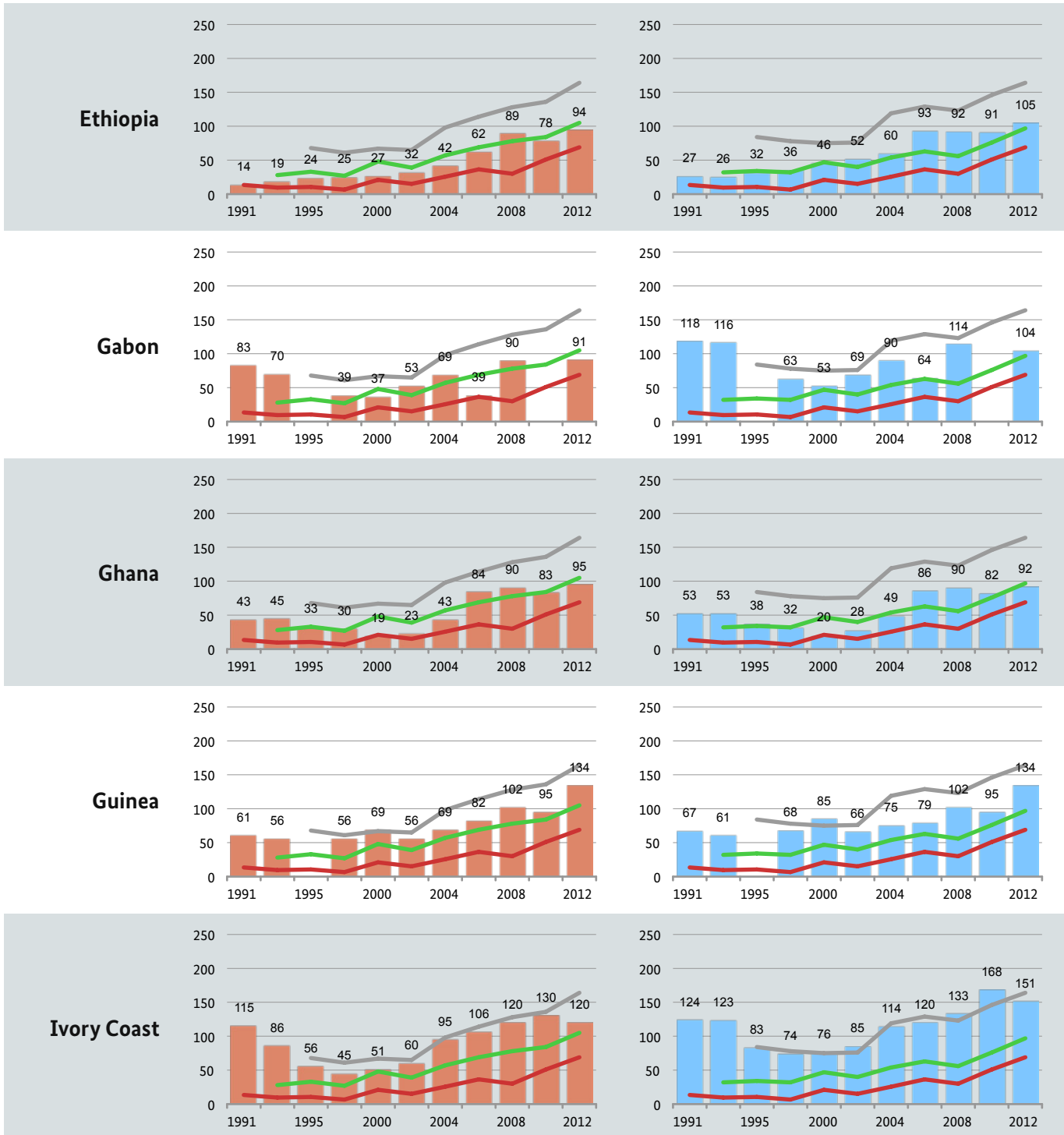
3.1.4 Detailed time series of fuel prices in Africa, 1991–2012 (from Ethiopia to Ivory Coast)

Diesel

[US-cents per litre]

Super Gasoline

[US-cents per litre]

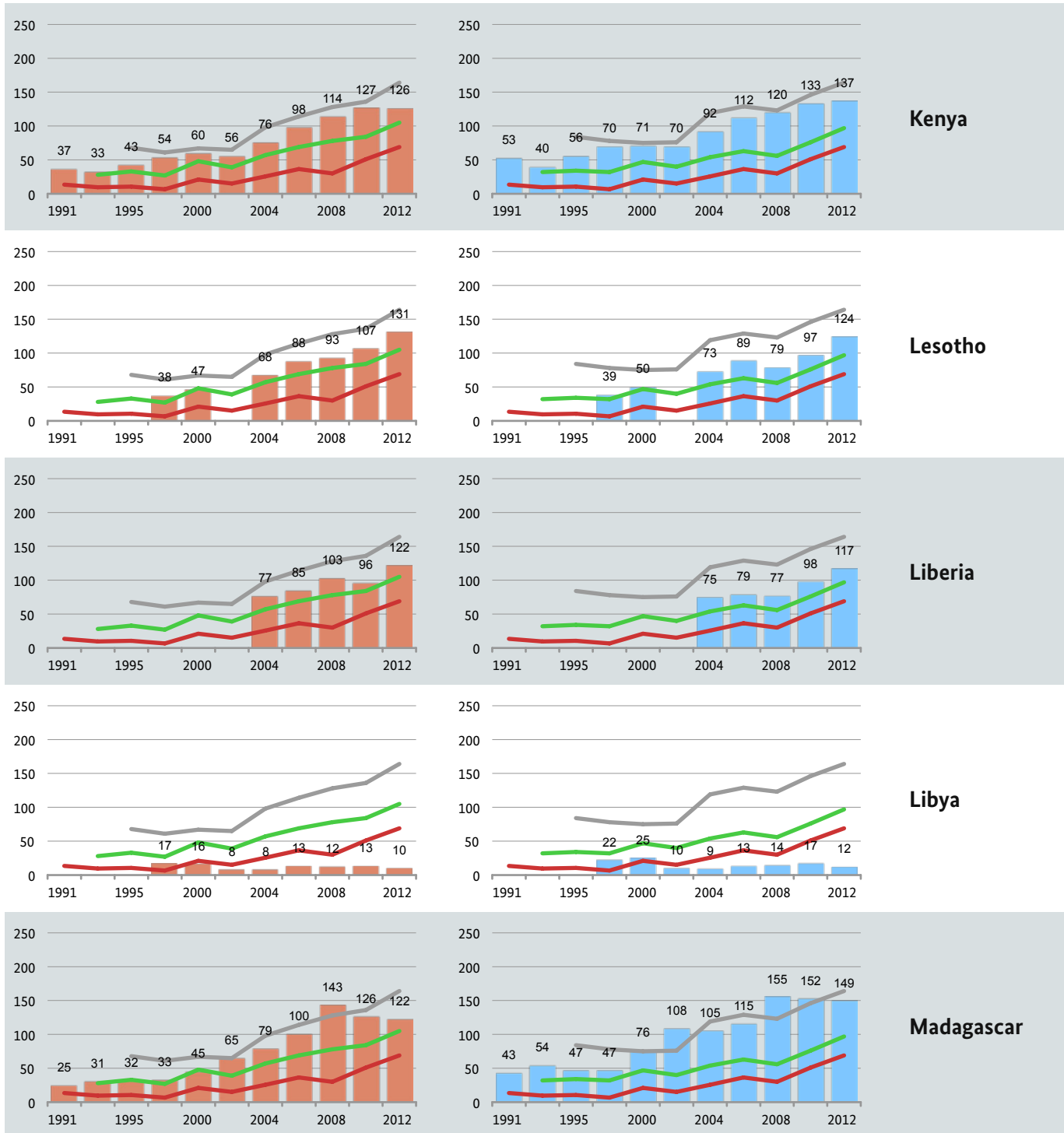


- Grey Benchmark Line:** Retail price of Gasoline and Diesel of Luxembourg. In November 2012, Gasoline (Diesel) prices in Luxembourg were the lowest in Europe. Prices in EU countries are subject to VAT, specific fuel taxes as well as other country specific duties and taxes.
- Green Benchmark Line:** Retail price of Gasoline and Diesel in the United States. Cost-covering retail prices incl. industry margin, VAT/sales tax and incl. approx. US 10 cents for 2 road funds (federal and state). This fuel price being without other specific fuel taxes may be considered as the international minimum benchmark for a non-subsidised road transport policy.
- Red Benchmark Line:** Price of crude oil on world market.

3.1.4 Detailed time series of fuel prices in Africa, 1991–2012 (from Kenya to Madagascar)

Diesel
[US-cents per litre]

Super Gasoline
[US-cents per litre]



- Grey Benchmark Line:** Retail price of Gasoline and Diesel of Luxembourg. In November 2012, Gasoline (Diesel) prices in Luxembourg were the lowest in Europe. Prices in EU countries are subject to VAT, specific fuel taxes as well as other country specific duties and taxes.
- Green Benchmark Line:** Retail price of Gasoline and Diesel in the United States. Cost-covering retail prices incl. industry margin, VAT/sales tax and incl. approx. US 10 cents for 2 road funds (federal and state). This fuel price being without other specific fuel taxes may be considered as the international minimum benchmark for a non-subsidised road transport policy.
- Red Benchmark Line:** Price of crude oil on world market.

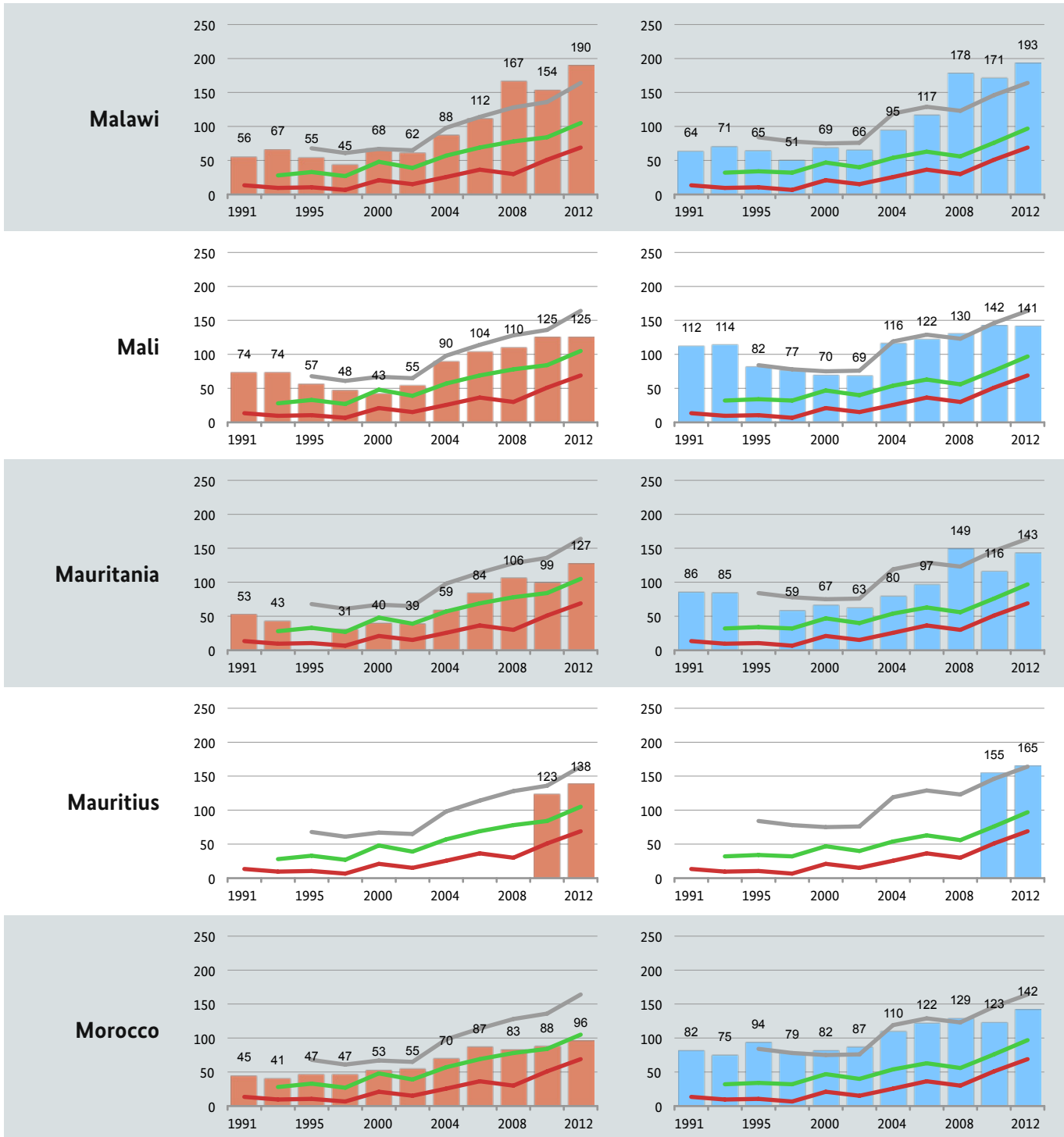
3.1.4 Detailed time series of fuel prices in Africa, 1991–2012 (from Malawi to Morocco)

Diesel

[US-cents per litre]

Super Gasoline

[US-cents per litre]

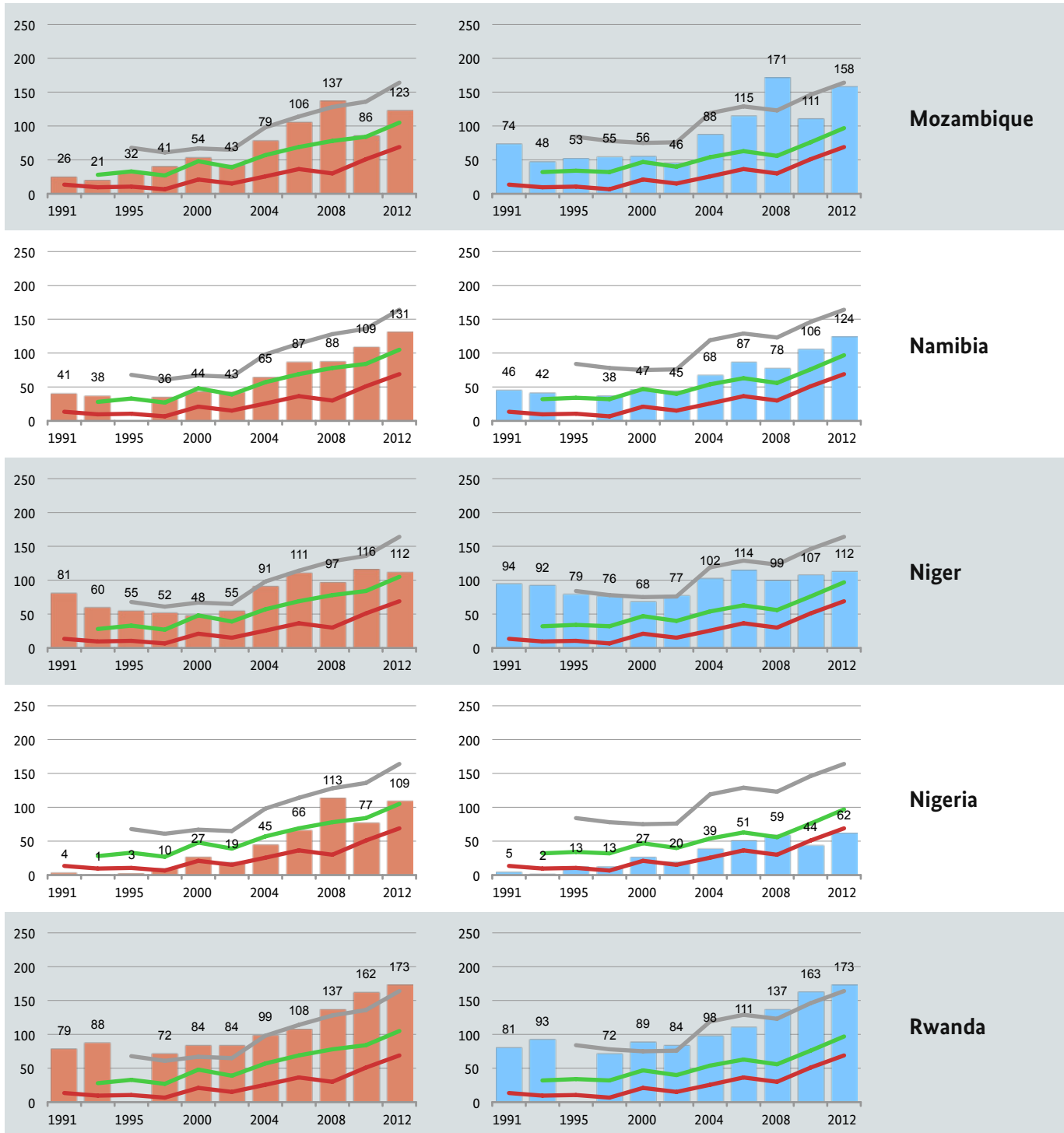


- Grey Benchmark Line:** Retail price of Gasoline and Diesel of Luxembourg. In November 2012, Gasoline (Diesel) prices in Luxembourg were the lowest in Europe. Prices in EU countries are subject to VAT, specific fuel taxes as well as other country specific duties and taxes.
- Green Benchmark Line:** Retail price of Gasoline and Diesel in the United States. Cost-covering retail prices incl. industry margin, VAT/sales tax and incl. approx. US 10 cents for 2 road funds (federal and state). This fuel price being without other specific fuel taxes may be considered as the international minimum benchmark for a non-subsidised road transport policy.
- Red Benchmark Line:** Price of crude oil on world market.

3.1.4 Detailed time series of fuel prices in Africa, 1991–2012 (from Mozambique to Rwanda)

Diesel
[US-cents per litre]

Super Gasoline
[US-cents per litre]



- Grey Benchmark Line:** Retail price of Gasoline and Diesel of Luxembourg. In November 2012, Gasoline (Diesel) prices in Luxembourg were the lowest in Europe. Prices in EU countries are subject to VAT, specific fuel taxes as well as other country specific duties and taxes.
- Green Benchmark Line:** Retail price of Gasoline and Diesel in the United States. Cost-covering retail prices incl. industry margin, VAT/sales tax and incl. approx. US 10 cents for 2 road funds (federal and state). This fuel price being without other specific fuel taxes may be considered as the international minimum benchmark for a non-subsidised road transport policy.
- Red Benchmark Line:** Price of crude oil on world market.

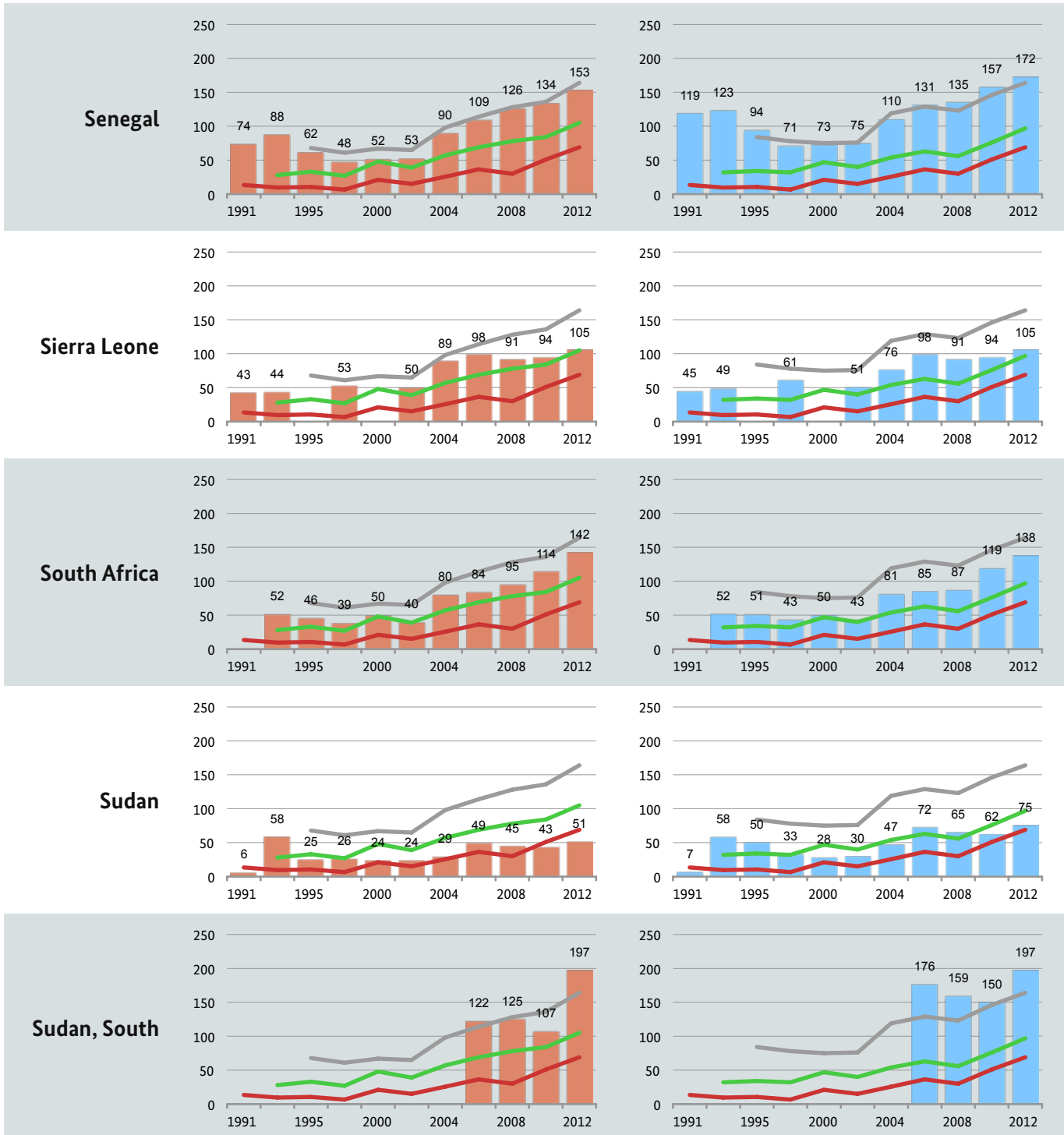
3.1.4 Detailed time series of fuel prices in Africa, 1991–2012 (from Senegal to South Sudan)

Diesel

[US-cents per litre]

Super Gasoline

[US-cents per litre]

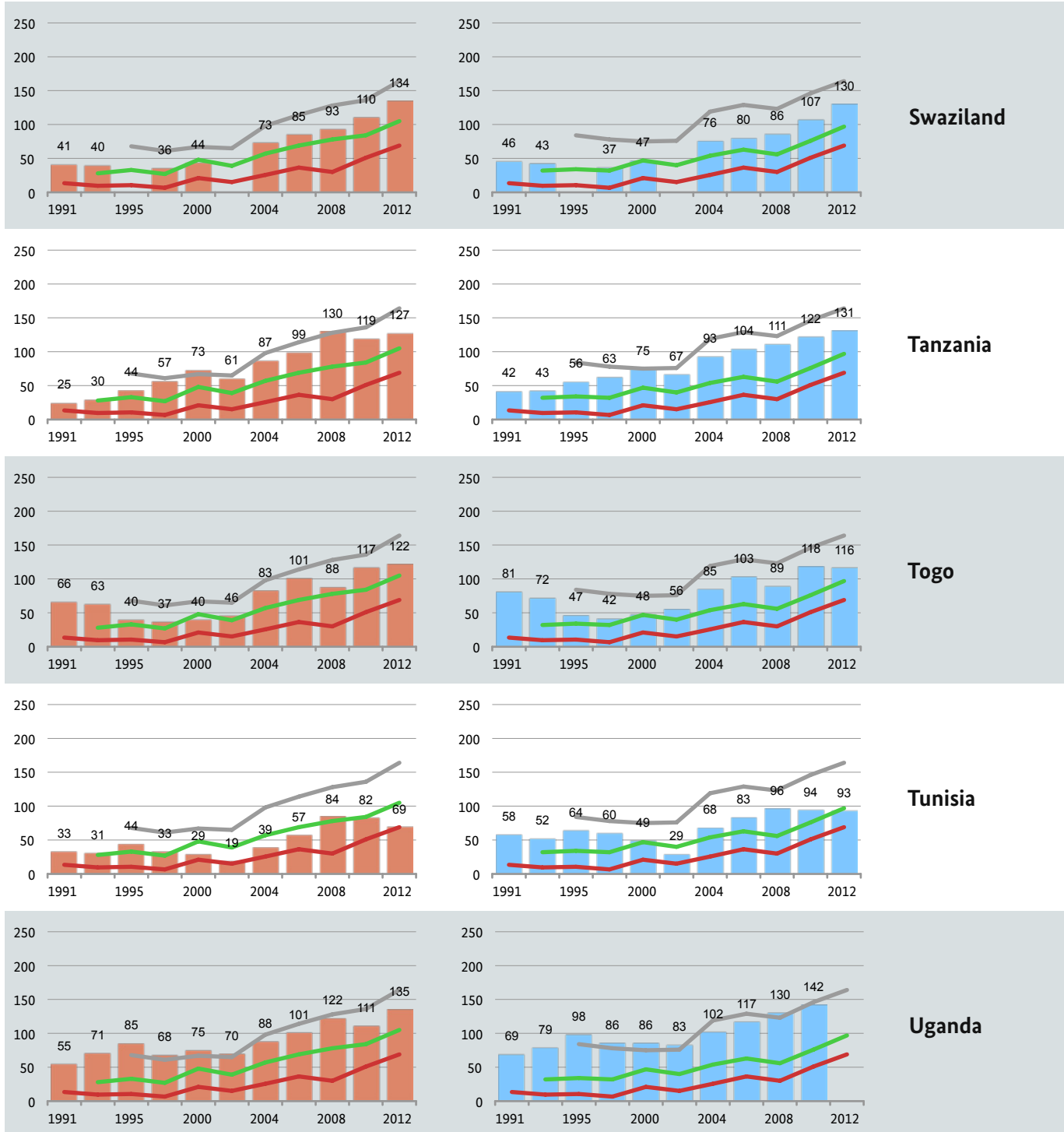


- Grey Benchmark Line:** Retail price of Gasoline and Diesel of Luxembourg. In November 2012, Gasoline (Diesel) prices in Luxembourg were the lowest in Europe. Prices in EU countries are subject to VAT, specific fuel taxes as well as other country specific duties and taxes.
- Green Benchmark Line:** Retail price of Gasoline and Diesel in the United States. Cost-covering retail prices incl. industry margin, VAT/sales tax and incl. approx. US 10 cents for 2 road funds (federal and state). This fuel price being without other specific fuel taxes may be considered as the international minimum benchmark for a non-subsidised road transport policy.
- Red Benchmark Line:** Price of crude oil on world market.

3.1.4 Detailed time series of fuel prices in Africa, 1991–2012 (from Swaziland to Uganda)

Diesel
[US-cents per litre]

Super Gasoline
[US-cents per litre]



- Grey Benchmark Line:** Retail price of Gasoline and Diesel of Luxembourg. In November 2012, Gasoline (Diesel) prices in Luxembourg were the lowest in Europe. Prices in EU countries are subject to VAT, specific fuel taxes as well as other country specific duties and taxes.
- Green Benchmark Line:** Retail price of Gasoline and Diesel in the United States. Cost-covering retail prices incl. industry margin, VAT/sales tax and incl. approx. US 10 cents for 2 road funds (federal and state). This fuel price being without other specific fuel taxes may be considered as the international minimum benchmark for a non-subsidised road transport policy.
- Red Benchmark Line:** Price of crude oil on world market.

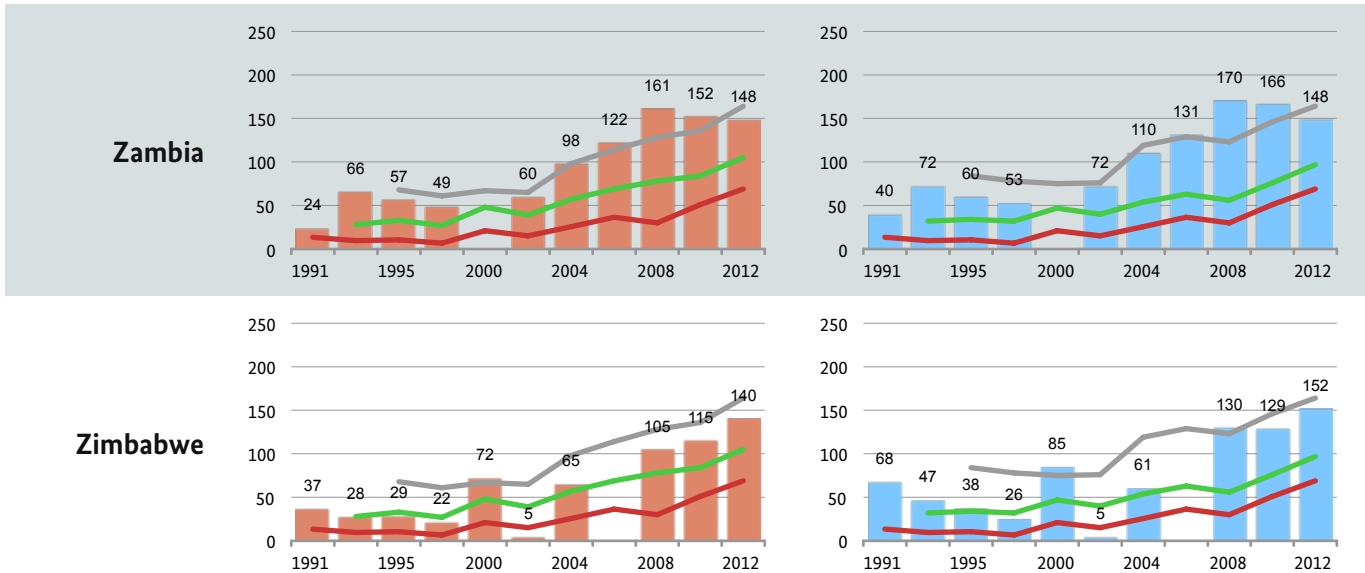
3.1.4 Detailed time series of fuel prices in Africa, 1991–2012 (from Zambia to Zimbabwe)

Diesel

[US-cents per litre]

Super Gasoline

[US-cents per litre]




- Grey Benchmark Line:** Retail price of Gasoline and Diesel of Luxembourg. In November 2012, Gasoline (Diesel) prices in Luxembourg were the lowest in Europe. Prices in EU countries are subject to VAT, specific fuel taxes as well as other country specific duties and taxes.
- Green Benchmark Line:** Retail price of Gasoline and Diesel in the United States. Cost-covering retail prices incl. industry margin, VAT/sales tax and incl. approx. US 10 cents for 2 road funds (federal and state). This fuel price being without other specific fuel taxes may be considered as the international minimum benchmark for a non-subsidised road transport policy.
- Red Benchmark Line:** Price of crude oil on world market.

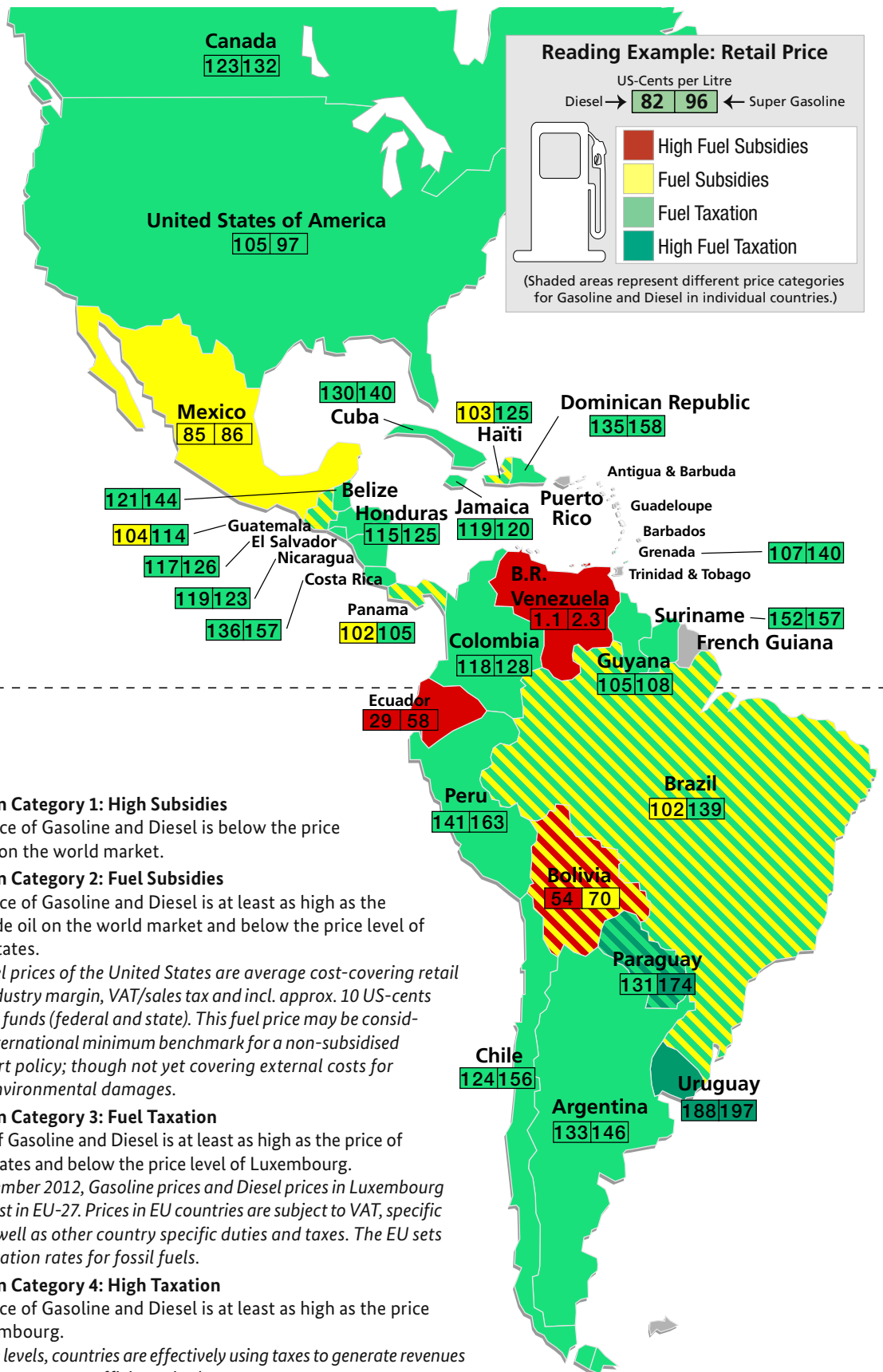


3.2 Fuel prices in America

- ➔ Retail fuel prices in America
- ➔ Comparison of retail fuel prices in America
- ➔ Time series of retail fuel prices in America
- ➔ Detailed time series of fuel prices in America



3.2.1 Retail fuel prices in America – as of November 2012 (in US-cents/litre)



Fuel Taxation Category 1: High Subsidies

The retail price of Gasoline and Diesel is below the price for crude oil on the world market.

Fuel Taxation Category 2: Fuel Subsidies

The retail price of Gasoline and Diesel is at least as high as the price for crude oil on the world market and below the price level of the United States.

Note: The fuel prices of the United States are average cost-covering retail prices incl. industry margin, VAT/sales tax and incl. approx. 10 US-cents for the 2 road funds (federal and state). This fuel price may be considered as the international minimum benchmark for a non-subsidised road transport policy; though not yet covering external costs for health and environmental damages.

Fuel Taxation Category 3: Fuel Taxation

Retail price of Gasoline and Diesel is at least as high as the price of the United States and below the price level of Luxembourg.

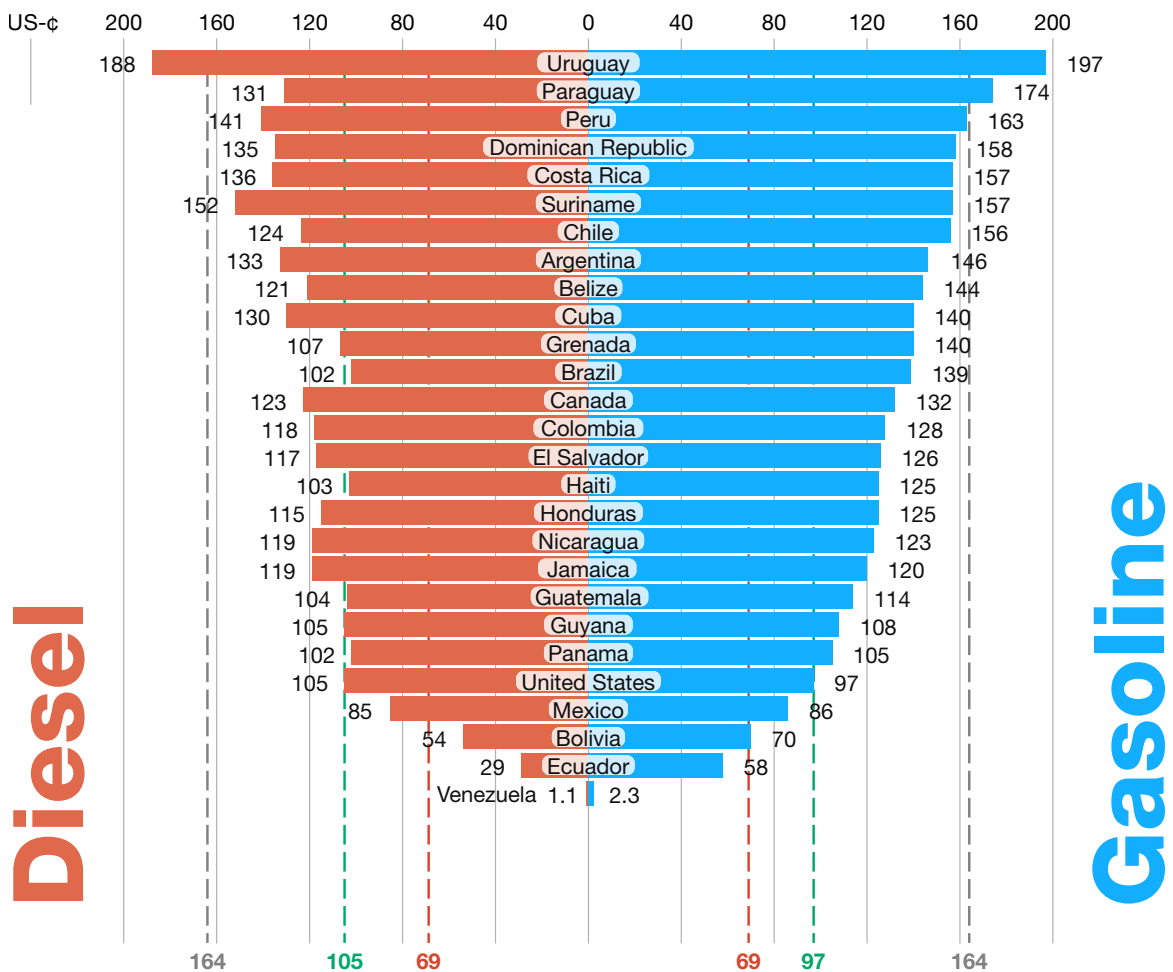
Note: In November 2012, Gasoline prices and Diesel prices in Luxembourg were the lowest in EU-27. Prices in EU countries are subject to VAT, specific fuel taxes as well as other country specific duties and taxes. The EU sets minimum taxation rates for fossil fuels.

Fuel Taxation Category 4: High Taxation

The retail price of Gasoline and Diesel is at least as high as the price level of Luxembourg.

Note: At these levels, countries are effectively using taxes to generate revenues and to encourage energy efficiency in the transport sector.

3.2.2 Comparison of retail fuel prices in America – as of November 2012 (in US-cents/litre)

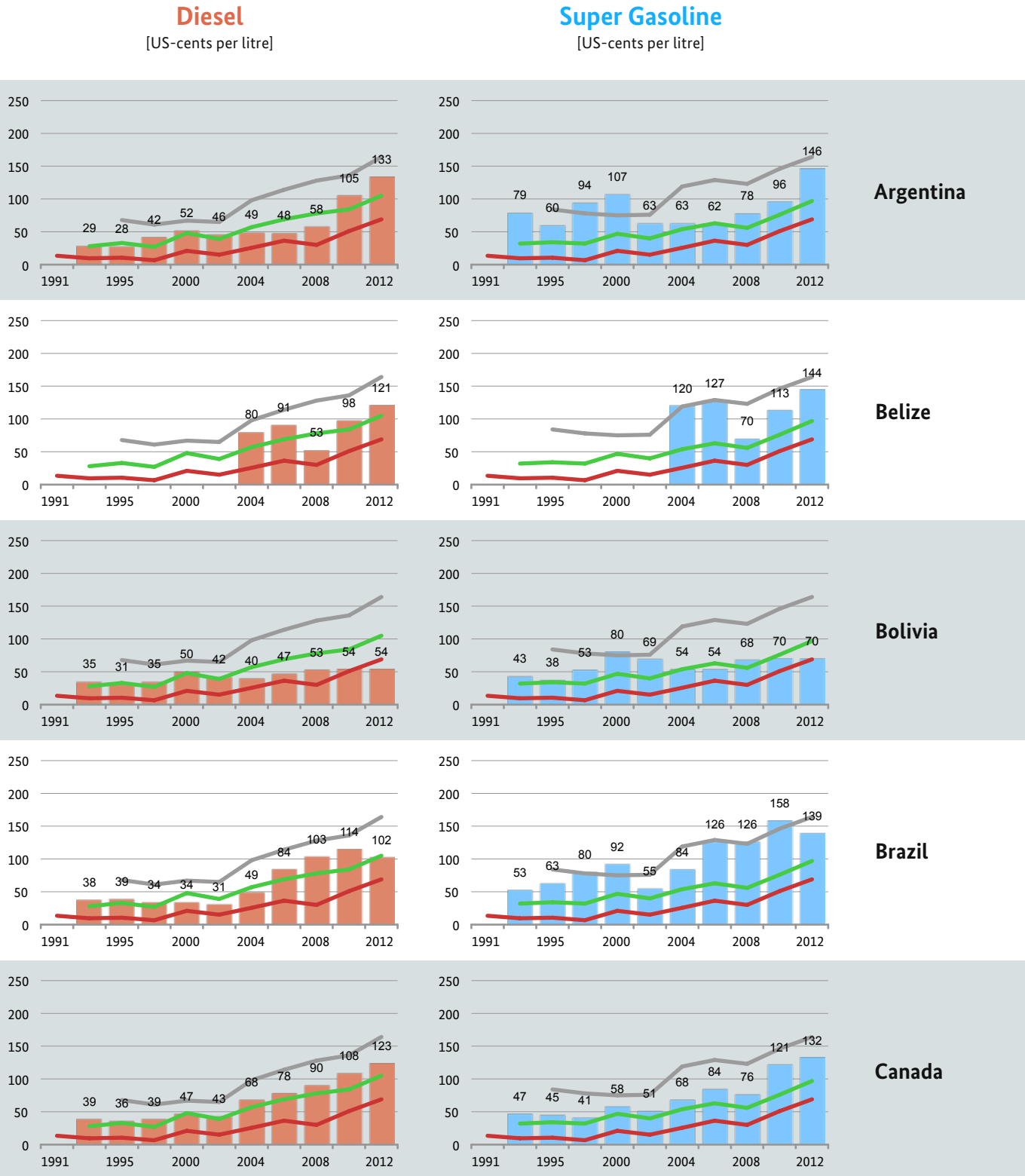


- **Grey Benchmark Line:** Retail price of Gasoline and Diesel of Luxembourg. In November 2012, Gasoline (Diesel) prices in Luxembourg were the lowest in Europe. Prices in EU countries are subject to VAT, specific fuel taxes as well as other country specific duties and taxes.
- **Green Benchmark Line:** Retail price of Gasoline and Diesel in the United States. Cost-covering retail prices incl. industry margin, VAT/sales tax and incl. approx. US 10 cents for 2 road funds (federal and state). This fuel price being without other specific fuel taxes may be considered as the international minimum benchmark for a non-subsidised road transport policy.
- **Red Benchmark Line:** Price of crude oil on world market.

3.2.3 Time Series of retail fuel prices in America in US-cents/litre (last survey 13–15 November 2012)

Country	Diesel [US-cents/litre]											Super Gasoline [US-cents/litre]											
	1991	1993	1995	1998	2000	2002	2004	2006	2008	2010	2012	1991	1993	1995	1998	2000	2002	2004	2006	2008	2010	2012	
Argentina		29	28	42	52	46	49	48	58	105	133		79	60	94	107	63	63	62	78	96	146	
Belize							80	91	53	98	121						120	127	70	113	144		
Bolivia		35	31	35	50	42	40	47	53	54	54		43	38	53	80	69	54	54	68	70	70	
Brazil		38	39	34	34	31	49	84	103	114	102		53	63	80	92	55	84	126	126	158	139	
Canada		39	36	39	47	43	68	78	90	108	123		47	45	41	58	51	68	84	76	121	132	
Chile		31	33	29	47	39	64	86	95	102	124		43	53	49	64	58	85	109	95	138	156	
Colombia		19	27	20	35	24	36	57	73	95	118		23	35	24	49	44	72	98	104	141	128	
Costa Rica						44	56	67	110	97	136					64	78	98	124	114	157		
Cuba				18		45	55	91	151	124	130				50	90	95	110	167	172	140		
Dominican Rep.			28	22	39	27	61	75	94	103	135			40	40	71	49	85	103	104	123	158	
Ecuador		19	28	24	18	27	27	39	27	28	29		31	33	38	31	55	54	47	51	53	58	
El Salvador				30	40	33	58	80	81	89	117				54	67	46	65	82	78	92	126	
Grenada				41	41	41	68	89	134	102	107				54	54	54	73	89	128	102	140	
Guatemala		25	28	32	42	32	63	64	82	85	104		32	39	41	53	48	68	78	86	95	114	
Guyana				27	37	27	61		85	85	105				30	37	31	74		84	93	108	
Haiti				36	35	30	60		89		103				59	64	54	88		116		125	
Honduras		26	25	30	46	46	66	73	80	92	115		41	35	50	62	63	81	89	80	104	125	
Jamaica				33	49	44	57	75	84	98	119				37	62	52	63	82	74	98	120	
Mexico		28	25	28	45	47	45	52	54	72	85		39	32	36	61	62	59	74	74	81	86	
Nicaragua		30	31	35	54	41	64	58	82	99	119		69	62	47	62	54	69	67	87	109	123	
Panama		30		28	41	36	48	60	68	77	102		43		41	53	51	54	70	67	85	105	
Paraguay		27	28	24	34	34	51	77	96	101	131		43	44	47	72	56	62	97	117	128	174	
Peru		32	43	33	54	48	76	86	99	110	141		56	68	55	80	74	112	122	142	141	163	
Suriname				41	41	41	50	94		112	152				56	56	56	50	94	91	114	157	
United States		28	33	27	48	39	57	69	78	84	105		32	34	32	47	40	54	63	56	76	97	
Uruguay			38	42	53	20	71	94	117	144	188			89	90	119	46	113	123	118	149	197	
Venezuela			1	8	6	5	2	2	1	1.1	1.1				3	14	12	5	4	3	2	2.3	2.3

3.2.4 Detailed time series of fuel prices in America, 1991–2012 (from Argentina to Canada)



Grey Benchmark Line: Retail price of Gasoline and Diesel of Luxembourg. In November 2012, Gasoline (Diesel) prices in Luxembourg were the lowest in Europe. Prices in EU countries are subject to VAT, specific fuel taxes as well as other country specific duties and taxes.

Green Benchmark Line: Retail price of Gasoline and Diesel in the United States. Cost-covering retail prices incl. industry margin, VAT/sales tax and incl. approx. US 10 cents for 2 road funds (federal and state). This fuel price being without other specific fuel taxes may be considered as the international minimum benchmark for a non-subsidised road transport policy.

Red Benchmark Line: Price of crude oil on world market.

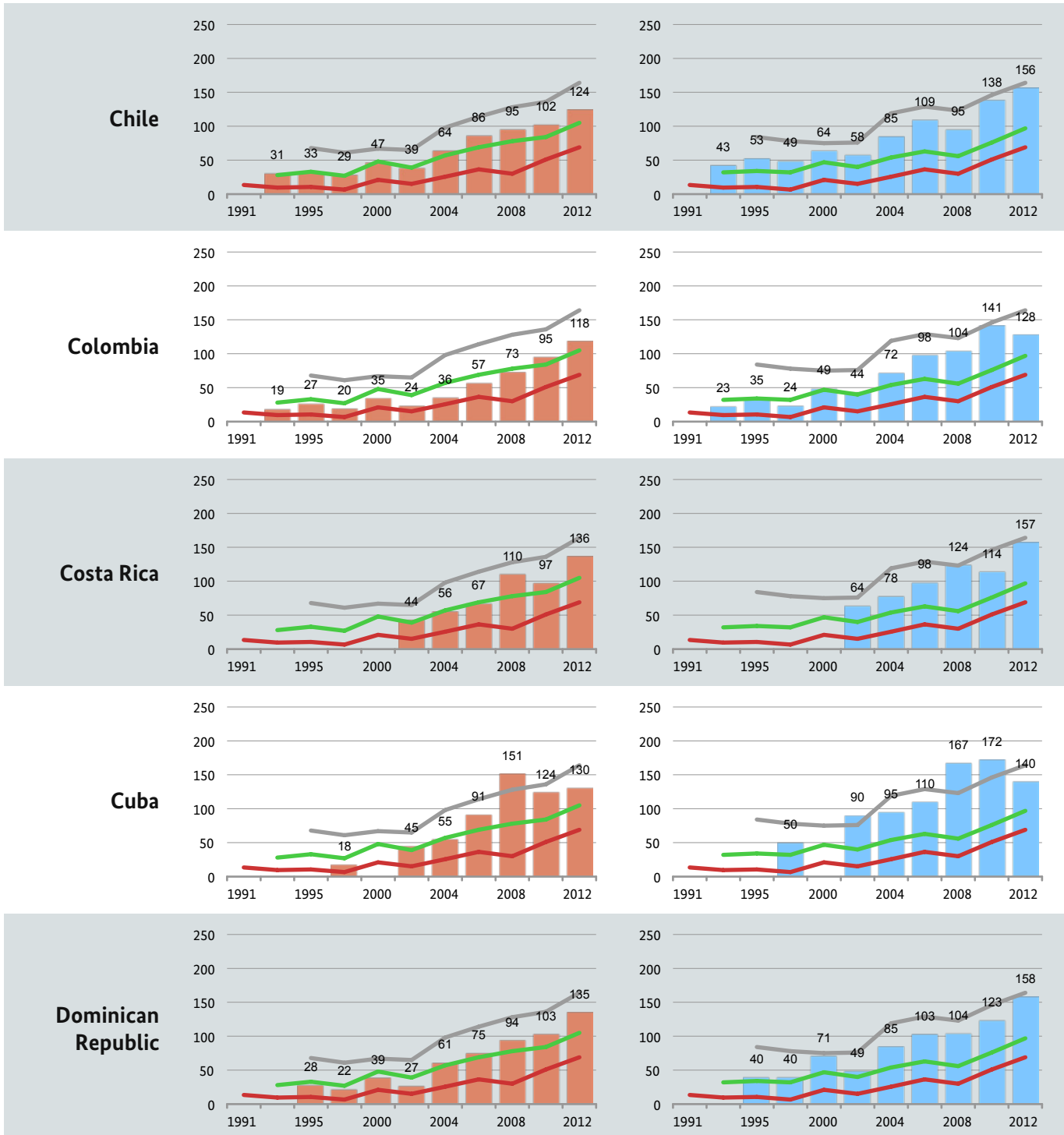
3.2.4 Detailed time series of fuel prices in America, 1991–2012 (from Chile to Dominican Republic)

Diesel

[US-cents per litre]

Super Gasoline

[US-cents per litre]

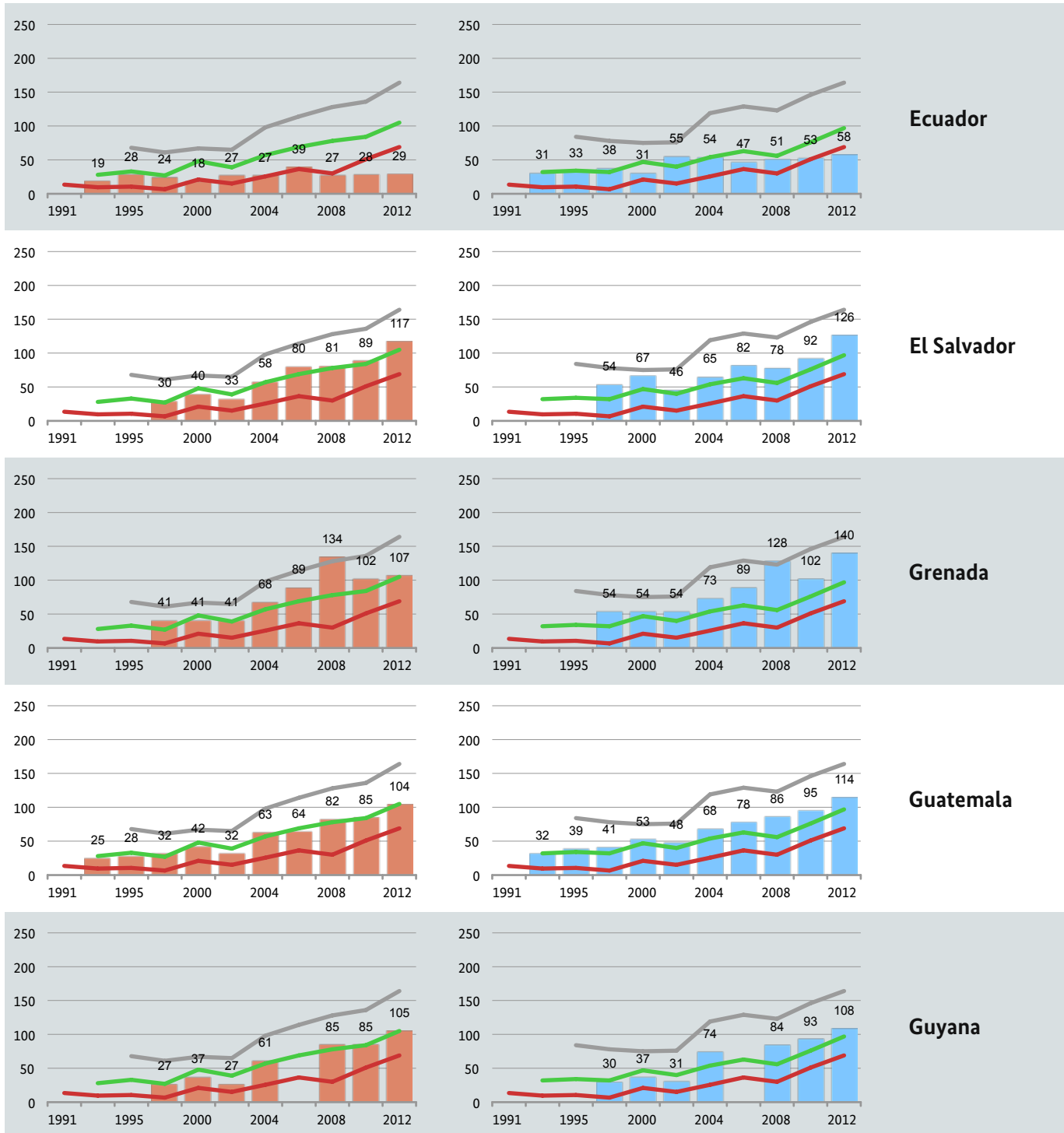


- Grey Benchmark Line:** Retail price of Gasoline and Diesel of Luxembourg. In November 2012, Gasoline (Diesel) prices in Luxembourg were the lowest in Europe. Prices in EU countries are subject to VAT, specific fuel taxes as well as other country specific duties and taxes.
- Green Benchmark Line:** Retail price of Gasoline and Diesel in the United States. Cost-covering retail prices incl. industry margin, VAT/sales tax and incl. approx. US 10 cents for 2 road funds (federal and state). This fuel price being without other specific fuel taxes may be considered as the international minimum benchmark for a non-subsidised road transport policy.
- Red Benchmark Line:** Price of crude oil on world market.

3.2.4 Detailed time series of fuel prices in America, 1991–2012 (from Ecuador to Guyana)

Diesel
[US-cents per litre]

Super Gasoline
[US-cents per litre]



- Grey Benchmark Line:** Retail price of Gasoline and Diesel of Luxembourg. In November 2012, Gasoline (Diesel) prices in Luxembourg were the lowest in Europe. Prices in EU countries are subject to VAT, specific fuel taxes as well as other country specific duties and taxes.
- Green Benchmark Line:** Retail price of Gasoline and Diesel in the United States. Cost-covering retail prices incl. industry margin, VAT/sales tax and incl. approx. US 10 cents for 2 road funds (federal and state). This fuel price being without other specific fuel taxes may be considered as the international minimum benchmark for a non-subsidised road transport policy.
- Red Benchmark Line:** Price of crude oil on world market.

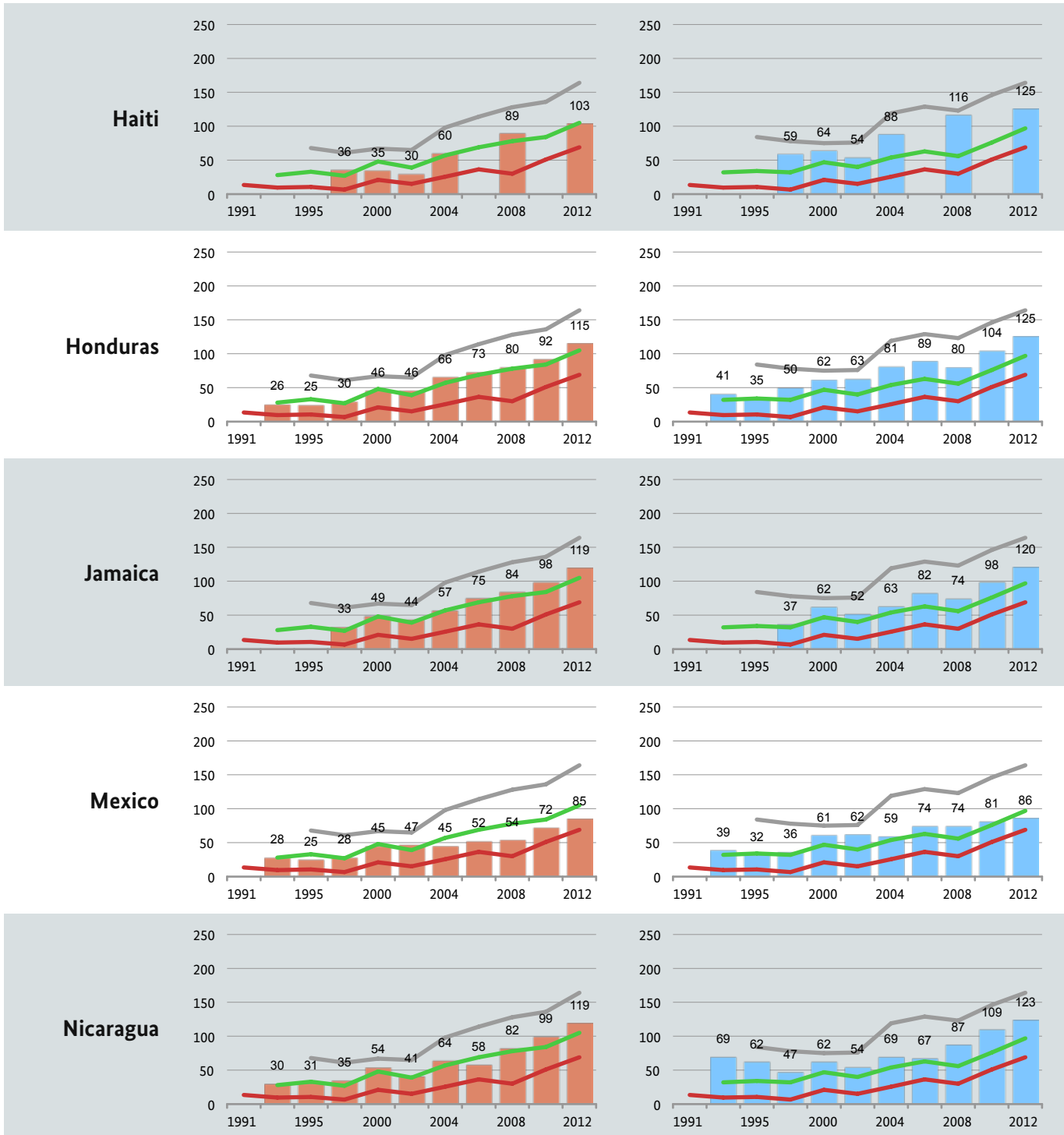
3.2.4 Detailed time series of fuel prices in America, 1991–2012 (from Haiti to Nicaragua)

Diesel

[US-cents per litre]

Super Gasoline

[US-cents per litre]

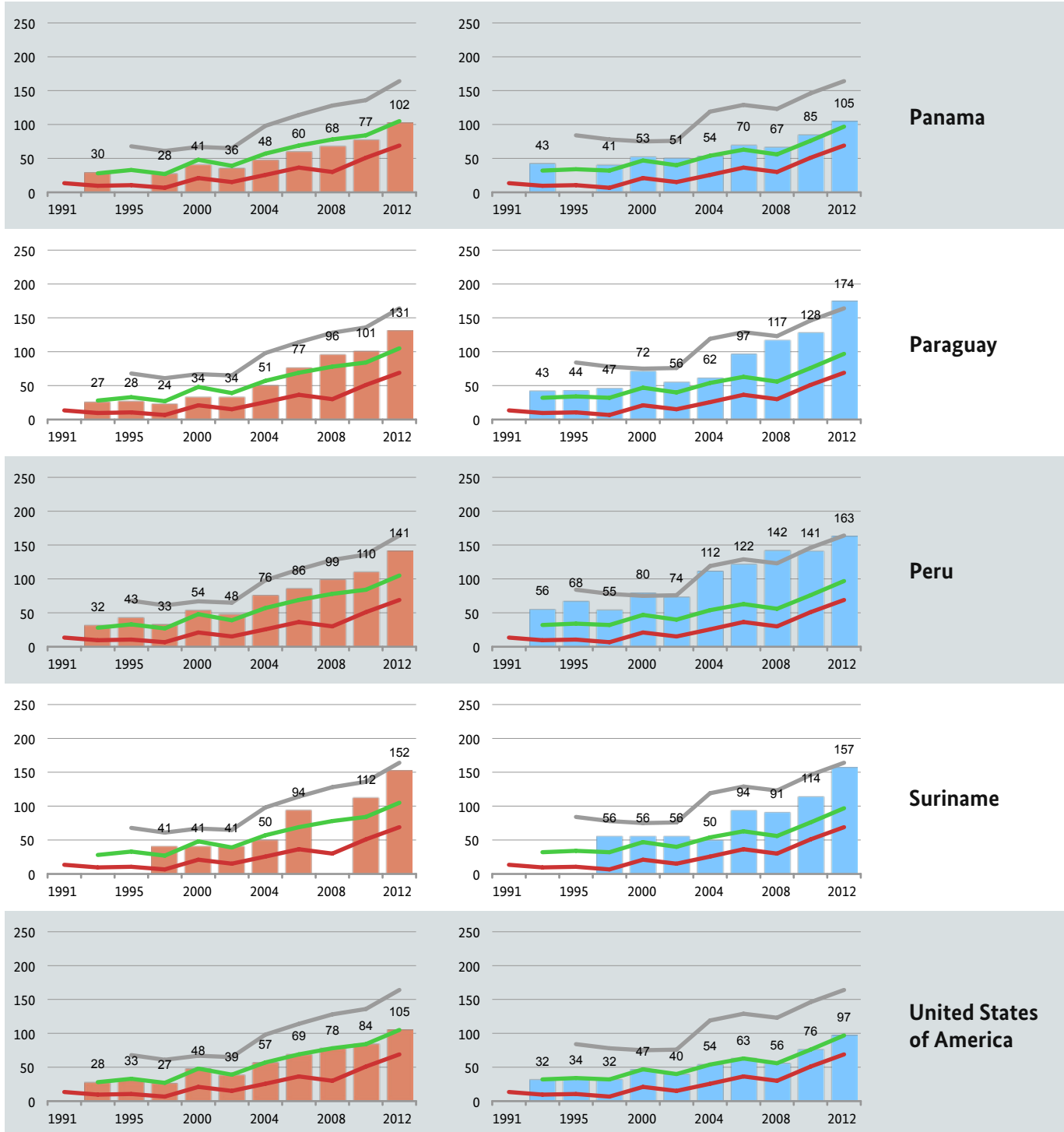


- Grey Benchmark Line:** Retail price of Gasoline and Diesel of Luxembourg. In November 2012, Gasoline (Diesel) prices in Luxembourg were the lowest in Europe. Prices in EU countries are subject to VAT, specific fuel taxes as well as other country specific duties and taxes.
- Green Benchmark Line:** Retail price of Gasoline and Diesel in the United States. Cost-covering retail prices incl. industry margin, VAT/sales tax and incl. approx. US 10 cents for 2 road funds (federal and state). This fuel price being without other specific fuel taxes may be considered as the international minimum benchmark for a non-subsidised road transport policy.
- Red Benchmark Line:** Price of crude oil on world market.

3.2.4 Detailed time series of fuel prices in America, 1991–2012 (from Panama to USA)

Diesel
[US-cents per litre]

Super Gasoline
[US-cents per litre]



- Grey Benchmark Line:** Retail price of Gasoline and Diesel of Luxembourg. In November 2012, Gasoline (Diesel) prices in Luxembourg were the lowest in Europe. Prices in EU countries are subject to VAT, specific fuel taxes as well as other country specific duties and taxes.
- Green Benchmark Line:** Retail price of Gasoline and Diesel in the United States. Cost-covering retail prices incl. industry margin, VAT/sales tax and incl. approx. US 10 cents for 2 road funds (federal and state). This fuel price being without other specific fuel taxes may be considered as the international minimum benchmark for a non-subsidised road transport policy.
- Red Benchmark Line:** Price of crude oil on world market.

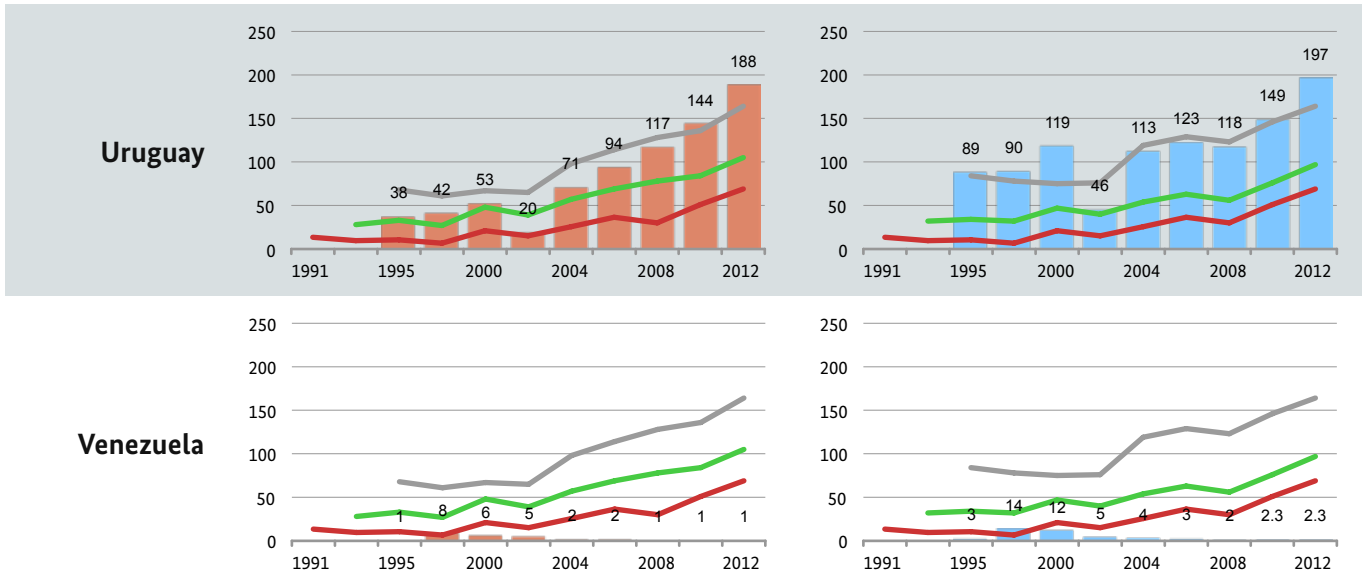
3.2.4 Detailed time series of fuel prices in America, 1991–2012 (from Uruguay to Venezuela)

Diesel

[US-cents per litre]

Super Gasoline


[US-cents per litre]



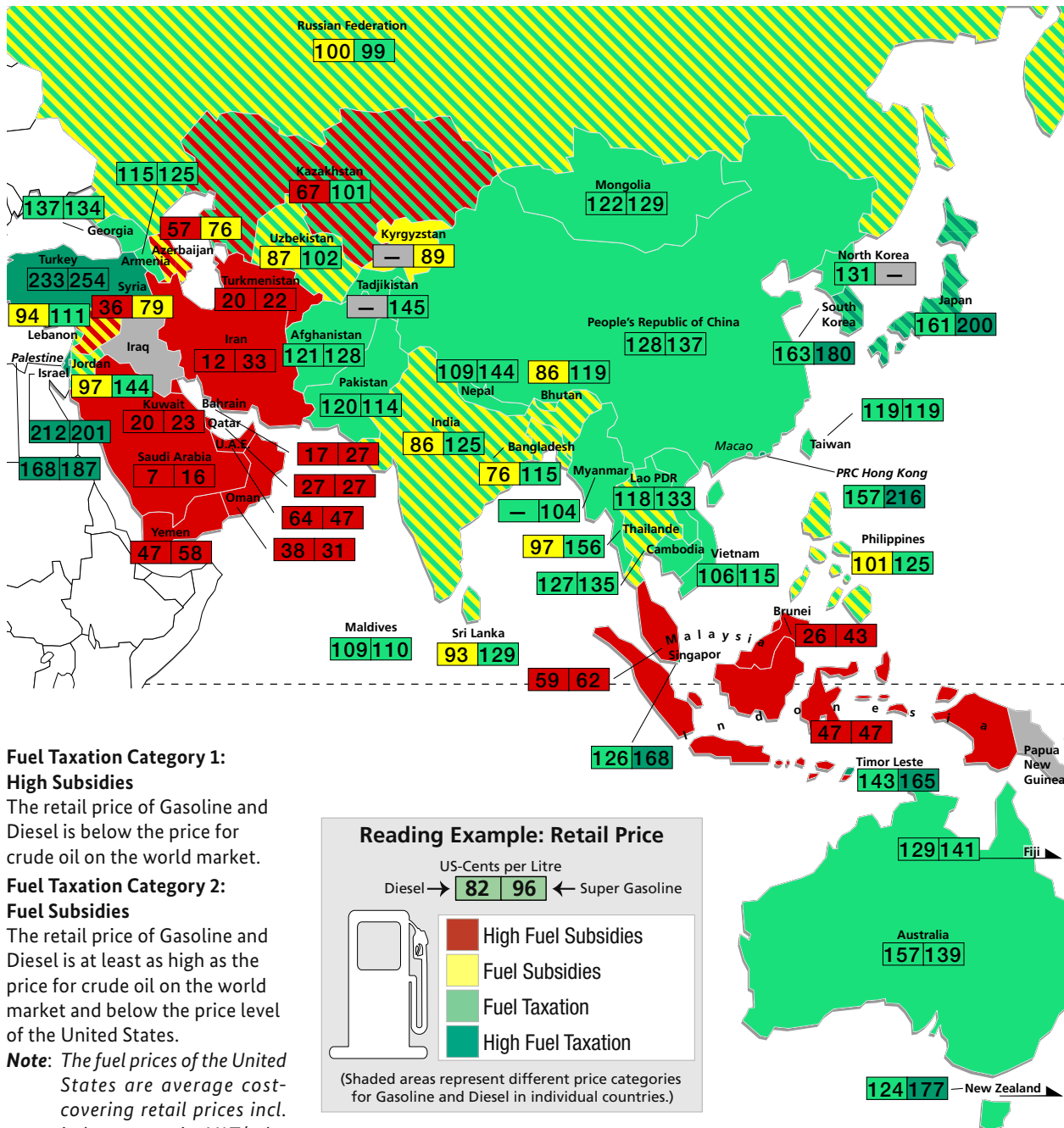
- Grey Benchmark Line:** Retail price of Gasoline and Diesel of Luxembourg. In November 2012, Gasoline (Diesel) prices in Luxembourg were the lowest in Europe. Prices in EU countries are subject to VAT, specific fuel taxes as well as other country specific duties and taxes.
- Green Benchmark Line:** Retail price of Gasoline and Diesel in the United States. Cost-covering retail prices incl. industry margin, VAT/sales tax and incl. approx. US 10 cents for 2 road funds (federal and state). This fuel price being without other specific fuel taxes may be considered as the international minimum benchmark for a non-subsidised road transport policy.
- Red Benchmark Line:** Price of crude oil on world market.

3.3 Fuel prices in Asia, Australia and Pacific

- ➔ Retail fuel prices in Asia, Australia and Pacific
- ➔ Comparison of retail fuel prices in Asia, Australia and Pacific
- ➔ Time series of retail fuel prices in Asia, Australia and Pacific
- ➔ Detailed time series of fuel prices in Asia, Australia and Pacific



3.3.1 Retail fuel prices in Asia, Australia and Pacific – as of November 2012 (in US-cents/litre)



Fuel Taxation Category 1:

High Subsidies

The retail price of Gasoline and Diesel is below the price for crude oil on the world market.

Fuel Taxation Category 2:

Fuel Subsidies

The retail price of Gasoline and Diesel is at least as high as the price for crude oil on the world market and below the price level of the United States.

Note: The fuel prices of the United States are average cost-covering retail prices incl. industry margin, VAT/sales tax and incl. approx. 10 US-cents for the 2 road funds (federal and state). This fuel price may be considered as the international minimum benchmark for a non-subsidised road transport policy; though not yet covering external costs for health and environmental damages.

Fuel Taxation Category 3: Fuel Taxation

Retail price of Gasoline and Diesel is at least as high as the price of the United States and below the price level of Luxembourg.

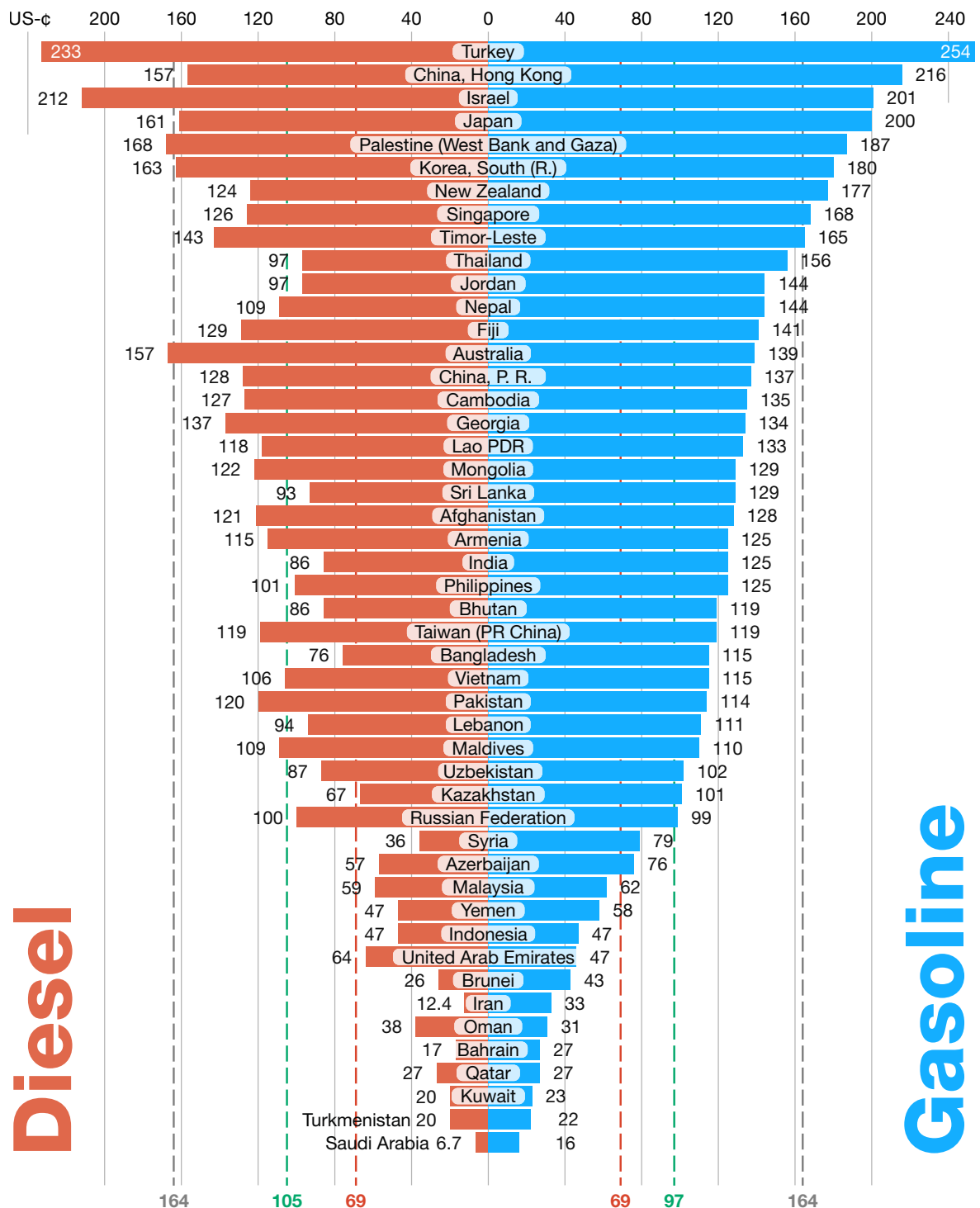
Note: In November 2012, Gasoline prices and Diesel prices in Luxembourg were the lowest in EU-27. Prices in EU countries are subject to VAT, specific fuel taxes as well as other country specific duties and taxes. The EU sets minimum taxation rates for fossil fuels.

Fuel Taxation Category 4: High Taxation

The retail price of Gasoline and Diesel is at least as high as the price level of Luxembourg.

Note: At these levels, countries are effectively using taxes to generate revenues and to encourage energy efficiency in the transport sector.

3.3.2 Comparison of retail fuel prices in Asia, Australia and Pacific – as of November 2012 (in US-cents/litre)



- Grey Benchmark Line:** Retail price of Gasoline and Diesel of Luxembourg. In November 2012, Gasoline (Diesel) prices in Luxembourg were the lowest in Europe. Prices in EU countries are subject to VAT, specific fuel taxes as well as other country specific duties and taxes.
- Green Benchmark Line:** Retail price of Gasoline and Diesel in the United States. Cost-covering retail prices incl. industry margin, VAT/sales tax and incl. approx. US 10 cents for 2 road funds (federal and state). This fuel price being without other specific fuel taxes may be considered as the international minimum benchmark for a non-subsidised road transport policy.
- Red Benchmark Line:** Price of crude oil on world market.

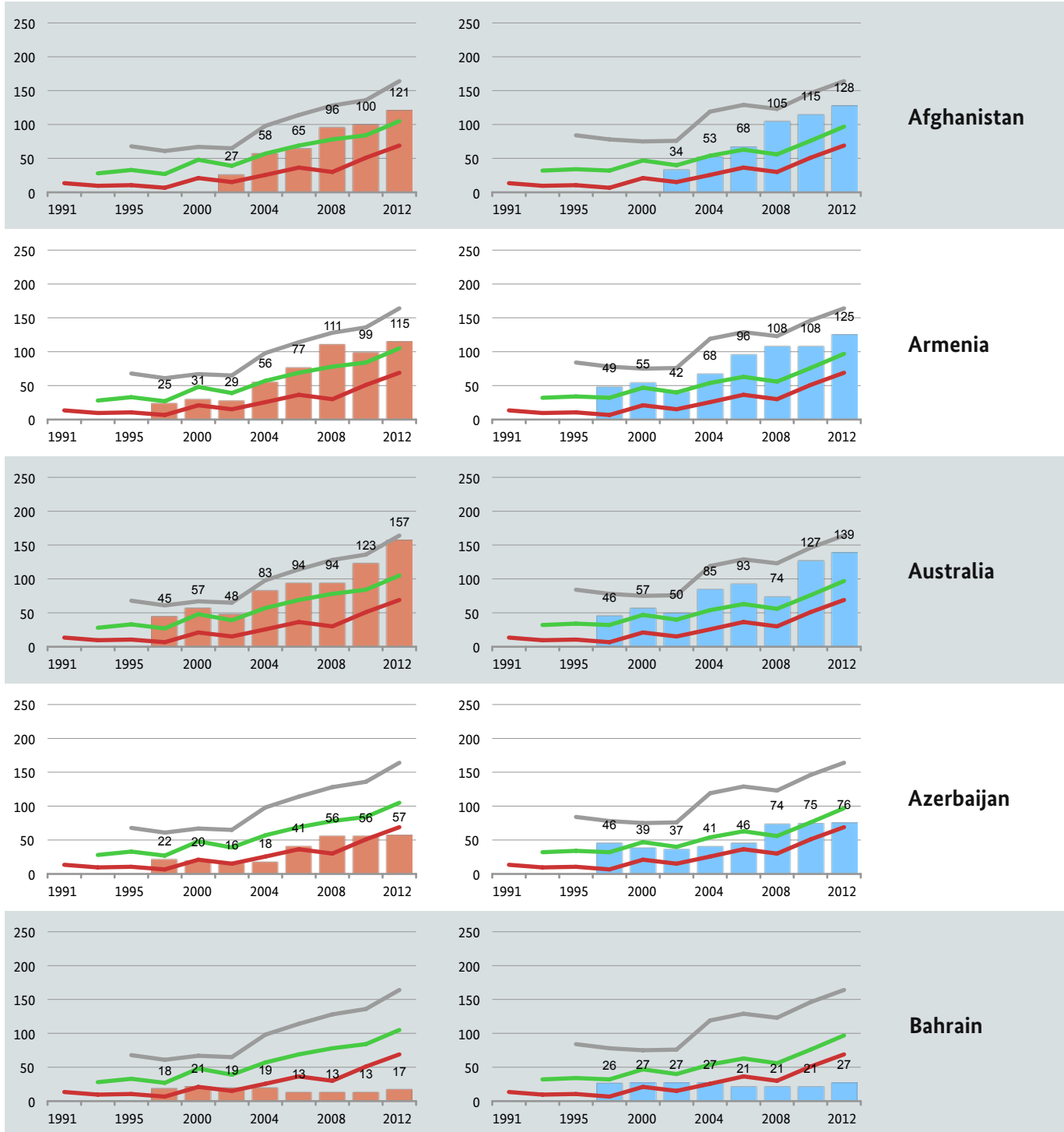
3.3.3 Time Series of retail fuel prices in Asia, Australia and Pacific, in US-cents/litre (last survey 13 – 15 Nov. 2012)

Country	Diesel [US-cents/litre]											Super Gasoline [US-cents/litre]											
	1991	1993	1995	1998	2000	2002	2004	2006	2008	2010	2012	1991	1993	1995	1998	2000	2002	2004	2006	2008	2010	2012	
Afghanistan						27	58	65	96	100	121						34	53	68	105	115	128	
Armenia				25	31	29	56	77	111	99	115				49	55	42	68	96	108	108	125	
Australia				45	57	48	83	94	94	123	157				46	57	50	85	93	74	127	139	
Azerbaijan				22	20	16	18	41	56	56	57				46	39	37	41	46	74	75	76	
Bahrain				18	21	19	19	13	13	13	17				26	27	27	27	21	21	21	27	
Bangladesh			31	26	29	29	34	45	70	63	76			36	47	46	52	59	79	117	109	115	
Bhutan				26	38		59			82	86				59	58		78		91	108	119	
Brunei				18	18	18	19	21	21	24	26				34	31	30	32	34	38	39	43	
Cambodia				28	44	44	61	78	89	98	127				47	61	63	79	101	94	115	135	
China, Hong Kong	57		74	85	80	77	100	106	116	132	157	82		119	136	146	147	154	169	195	192	216	
China, P. R.			24	25	45	37	43	61	101	104	128				27	28	40	42	48	69	99	111	137
Fiji				37			73	94	104		129				50			91	107	115		141	
Georgia				25		41	67	89	116	113	137				46		48	73	86	109	113	134	
India	23		19	21	39	41	62	75	70	82	86	56		48	56	60	66	87	101	109	115	125	
Indonesia	13		20	7	6	19	18	44	42	51	47	24		44	16	17	27	27	57	50	79	47	
Iran				1	2	2	2	3	3	1.6	12.4					8	5	7	9	9	10	9.7	33
Israel			31	31	64	62	80	127	170	187	212				73	86	114	90	105	147	137	185	201
Japan			75	69	76	66	95	90	130	137	161				125	102	106	91	126	109	142	160	200
Jordan			15	15	15	17	19	45	61	73	97				40	42	45	52	61	86	61	104	144
Kazakhstan				24	29	29	38	45	72	51	67				30	30	36	35	52	70	83	71	101
Korea, North (D.R.)				41	35	41	61	79	95		131					73	55	55	78	71	76		n.n.
Korea, South (R.)	25		33	41	66	64	95	133	140	135	163	54		79	93	92	109	135	165	151	152	180	
Kuwait				13	18	18	24	21	20	21	20					17	21	20	24	22	24	23	23
Kyrgyzstan				27	33	25	43	54	88	79	n.n.					47	44	39	48	64	80	85	89
Lao PDR				24	32	30	48	73	76	97	118					31	41	36	54	86	92	126	133
Lebanon				22	31	25	43	62	76	77	94					35	53	65	71	74	76	113	111
Malaysia	22		26	17	16	19	22	40	53	56	59	40		42	28	28	35	37	53	53	59	62	
Maldives										83	109											84	110
Mongolia				22	38	37	67	87	142	104	122					23	38	38	61	88	138	111	129
Myanmar (Burma)				12	12	28	10	75	52	80	n.n.					13	33	36	12	66	43	80	104
Nepal	31		22	24	37	34	49	73	82	91	109	65		52	59	63	66	72	94	113	118	144	
New Zealand			32	39	34	33	41	70	85	97	124				61	64	48	55	77	98	109	147	177
Oman				26	29	26	26	39	38	38	38					31	31	31	31	31	31	31	31
Pakistan			20	19	27	35	41	64	77	92	120				47	46	53	52	62	101	84	86	114
Palestine (WB + Gaza)				31	61	52	70	98	125	154	168					86	108	99	117	129	134	171	187
Philippines	25		27	22	28	27	34	67	81	84	101	40		34	34	37	35	52	76	91	105	125	
Qatar				15			16	19		19	27					16			21	19	22	19	27
Russian Federation			28	18	29	25	45	66	86	72	100				35	28	33	35	55	77	89	84	99
Saudi Arabia			9	10	10	10	10	7	9	6.7	6.7				16	16	24	24	24	16	16	16	16
Singapore	28		33	36	38	38	55	63	90	104	126	61		85	72	84	85	89	92	107	142	168	
Sri Lanka	27		23	30	27	31	41	55	75	66	93	75		75	84	66	54	72	88	143	119	129	
Syria				14	13	18	13	13	53	45	36					45	44	53	46	60	85	96	79
Taiwan (R. China)	48		38	41	50	41	55	71	69	100	119	69		59	57	61	51	71	83	64	100	119	
Tajikistan				13	55	24	59	74	100	91	n.n.					26	45	36	67	80	103	102	145
Thailand	26		30	27	35	32	37	65	64	95	97	36		34	30	39	36	54	70	87	141	156	
Timor-Leste							65	88	135	90	143							65	98	122	140	165	
Turkey			37	47	66	78	112	162	163	203	233				56	78	88	102	144	188	187	252	254
Turkmenistan				5	2	1	1	1	20	20	20					9	2	2	2	2	22	22	22
Utd. Arab Emirates				15	26	30	28	53	62	71	64					23	25	29	28	37	45	47	47
Uzbekistan			31	9	9	26	30	54	75	83	87				32	11	14	38	35	85	135	92	102
Vietnam			25	26	27	27	32	53	77	77	106				34	35	38	34	48	67	80	88	115
Yemen				7	6	10	9	28	17	23	47					26	21	21	19	30	30	35	58

3.3.4 Detailed time series of fuel prices in Asia, Australia and Pacific, 1991–2012 (from Afghanistan to Bahrain)

Diesel
[US-cents per litre]

Super Gasoline
[US-cents per litre]



- Grey Benchmark Line:** Retail price of Gasoline and Diesel of Luxembourg. In November 2012, Gasoline (Diesel) prices in Luxembourg were the lowest in Europe. Prices in EU countries are subject to VAT, specific fuel taxes as well as other country specific duties and taxes.
- Green Benchmark Line:** Retail price of Gasoline and Diesel in the United States. Cost-covering retail prices incl. industry margin, VAT/sales tax and incl. approx. US 10 cents for 2 road funds (federal and state). This fuel price being without other specific fuel taxes may be considered as the international minimum benchmark for a non-subsidised road transport policy.
- Red Benchmark Line:** Price of crude oil on world market.

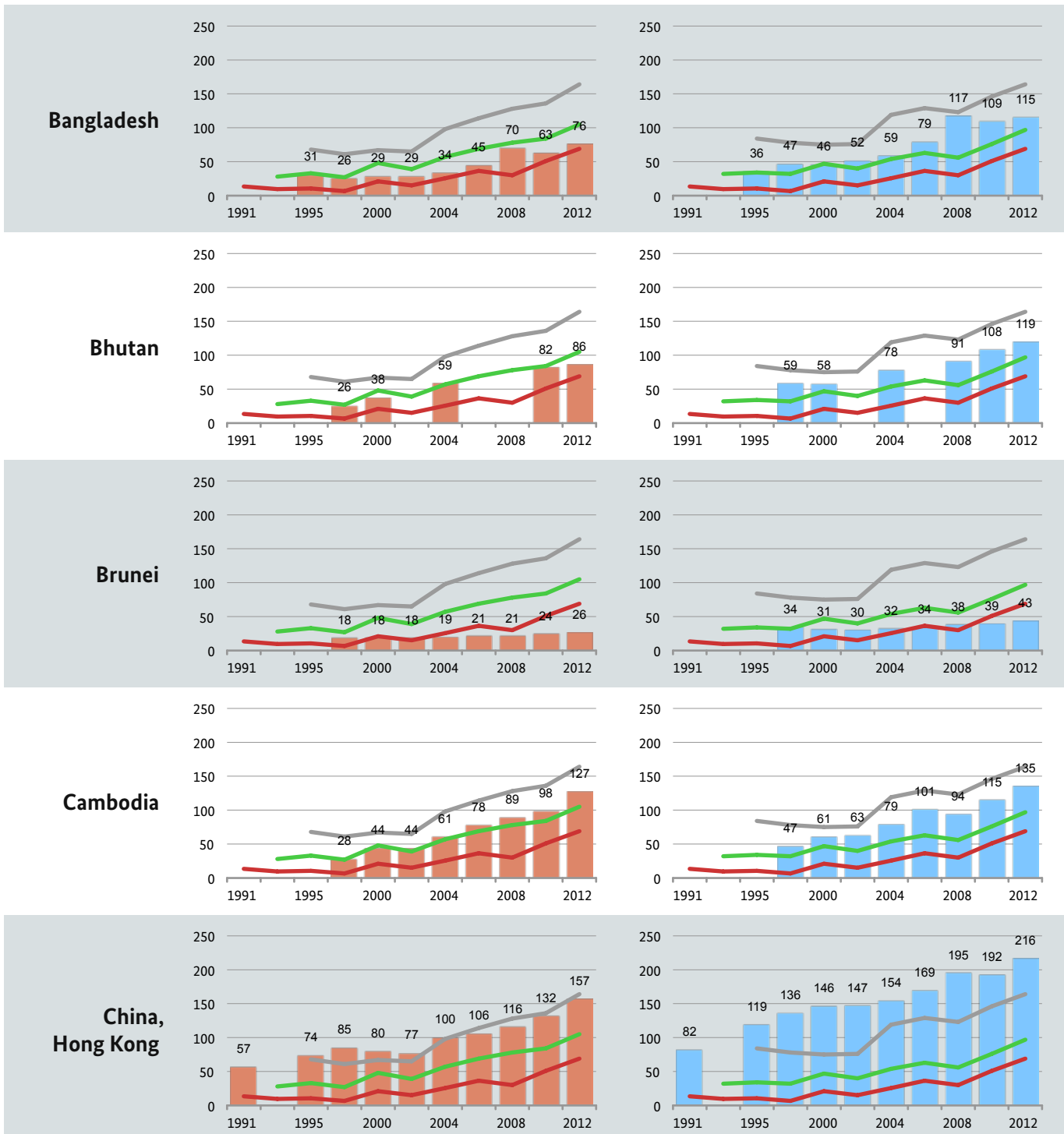
3.3.4 Detailed time series of fuel prices in Asia, Australia and Pacific, 1991–2012 (from Bangladesh to China HK)

Diesel

[US-cents per litre]

Super Gasoline

[US-cents per litre]

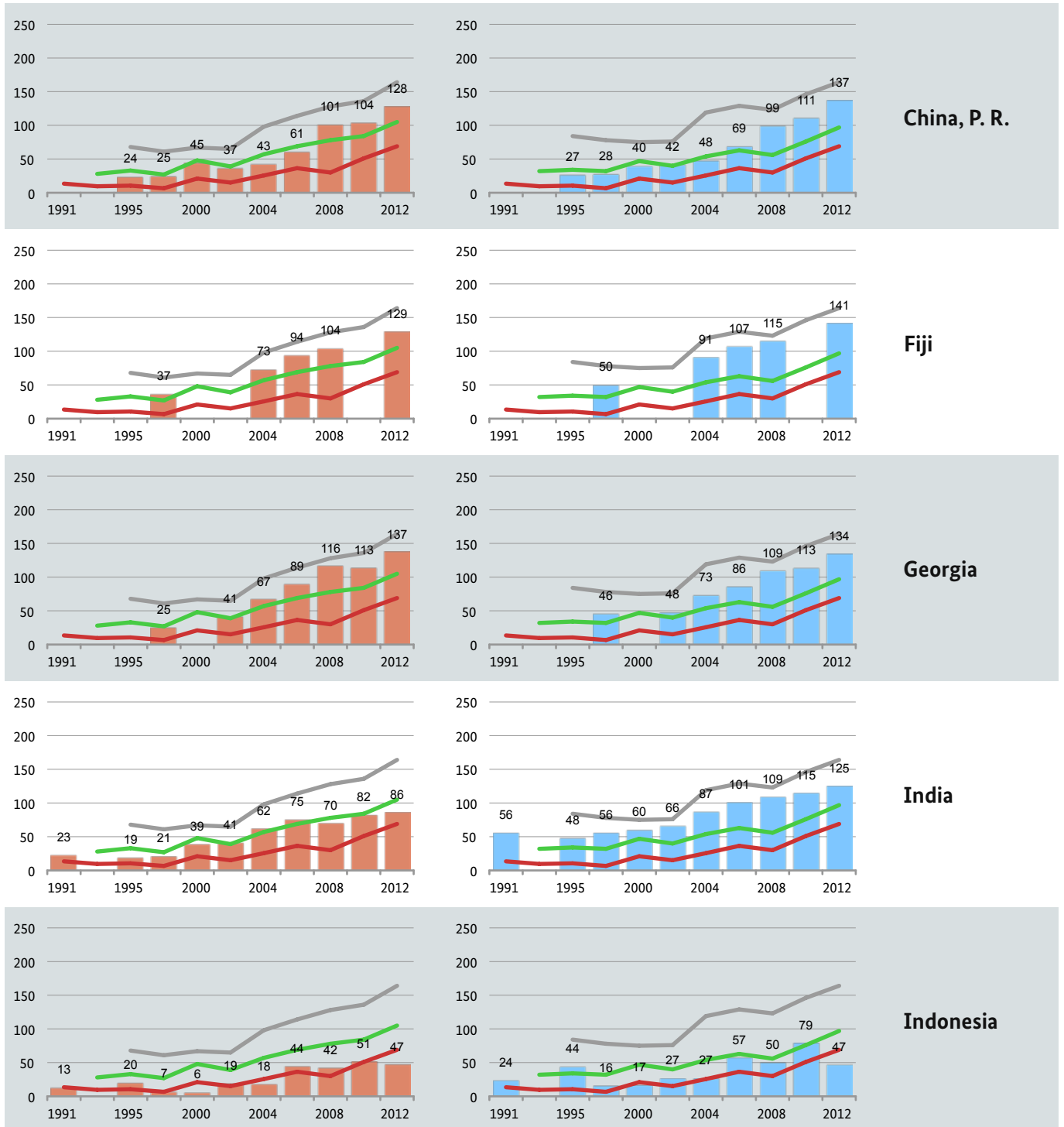


- Grey Benchmark Line:** Retail price of Gasoline and Diesel of Luxembourg. In November 2012, Gasoline (Diesel) prices in Luxembourg were the lowest in Europe. Prices in EU countries are subject to VAT, specific fuel taxes as well as other country specific duties and taxes.
- Green Benchmark Line:** Retail price of Gasoline and Diesel in the United States. Cost-covering retail prices incl. industry margin, VAT/sales tax and incl. approx. US 10 cents for 2 road funds (federal and state). This fuel price being without other specific fuel taxes may be considered as the international minimum benchmark for a non-subsidised road transport policy.
- Red Benchmark Line:** Price of crude oil on world market.

3.3.4 Detailed time series of fuel prices in Asia, Australia and Pacific, 1991–2012 (from PR China PR to Indonesia)

Diesel
[US-cents per litre]

Super Gasoline
[US-cents per litre]



- Grey Benchmark Line:** Retail price of Gasoline and Diesel of Luxembourg. In November 2012, Gasoline (Diesel) prices in Luxembourg were the lowest in Europe. Prices in EU countries are subject to VAT, specific fuel taxes as well as other country specific duties and taxes.
- Green Benchmark Line:** Retail price of Gasoline and Diesel in the United States. Cost-covering retail prices incl. industry margin, VAT/sales tax and incl. approx. US 10 cents for 2 road funds (federal and state). This fuel price being without other specific fuel taxes may be considered as the international minimum benchmark for a non-subsidised road transport policy.
- Red Benchmark Line:** Price of crude oil on world market.

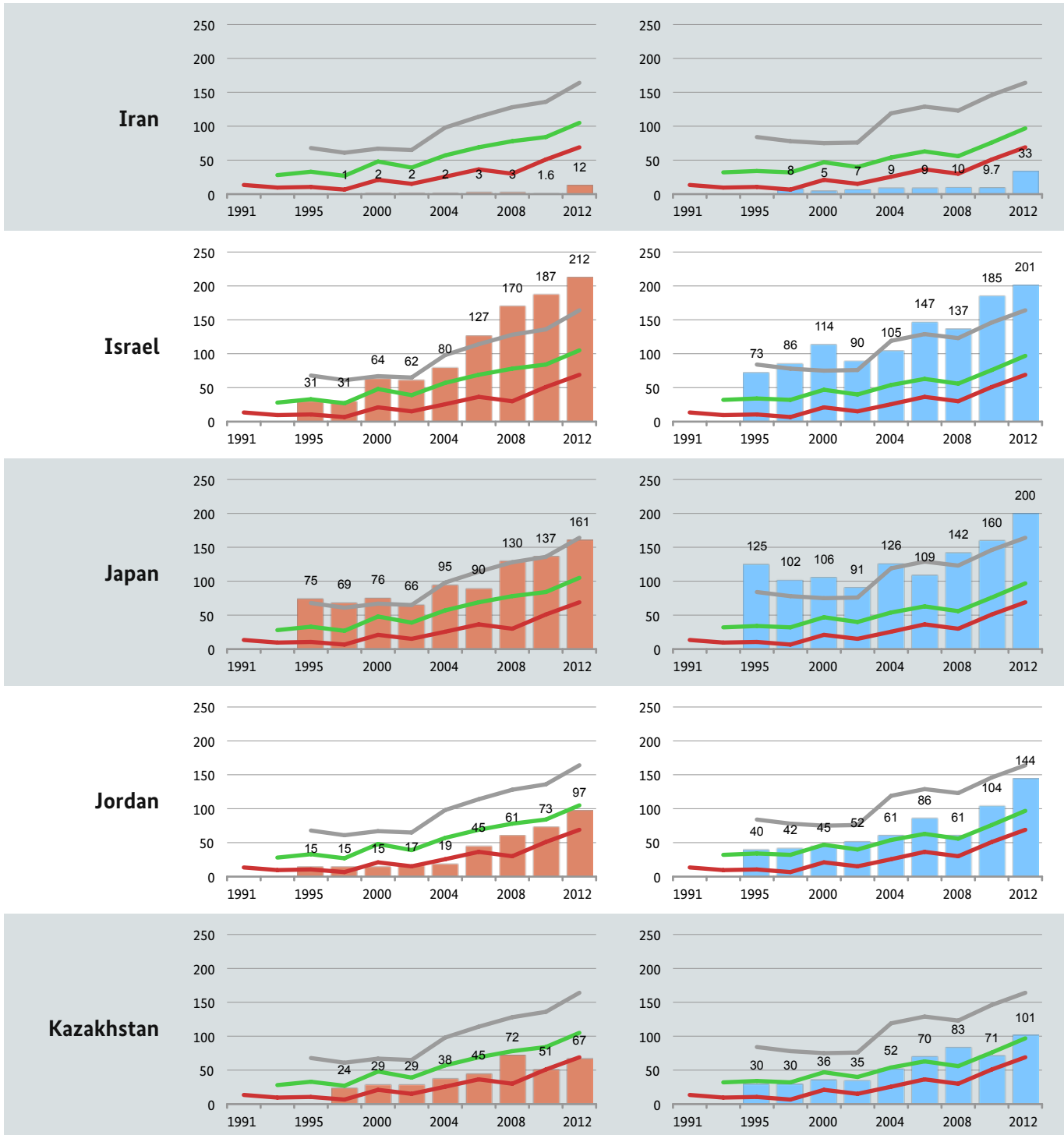
3.3.4 Detailed time series of fuel prices in Asia, Australia and Pacific, 1991–2012 (from Iran to Kazakhstan)

Diesel

[US-cents per litre]

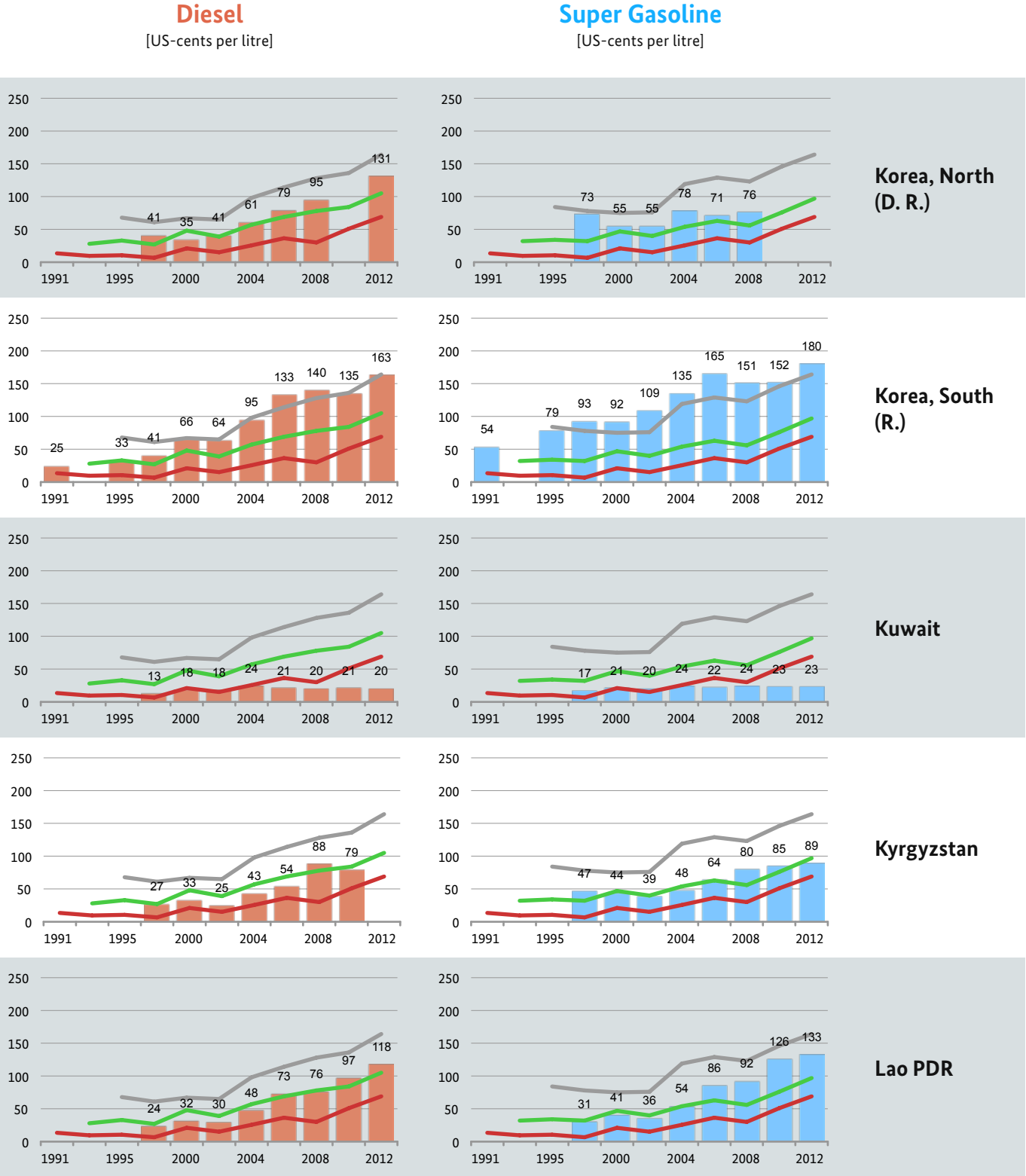
Super Gasoline

[US-cents per litre]



- Grey Benchmark Line:** Retail price of Gasoline and Diesel of Luxembourg. In November 2012, Gasoline (Diesel) prices in Luxembourg were the lowest in Europe. Prices in EU countries are subject to VAT, specific fuel taxes as well as other country specific duties and taxes.
- Green Benchmark Line:** Retail price of Gasoline and Diesel in the United States. Cost-covering retail prices incl. industry margin, VAT/sales tax and incl. approx. US 10 cents for 2 road funds (federal and state). This fuel price being without other specific fuel taxes may be considered as the international minimum benchmark for a non-subsidised road transport policy.
- Red Benchmark Line:** Price of crude oil on world market.

3.3.4 Detailed time series of fuel prices in Asia, Australia and Pacific, 1991–2012 (from D.R. North Korea to Lao PDR)



— **Grey Benchmark Line:** Retail price of Gasoline and Diesel of Luxembourg. In November 2012, Gasoline (Diesel) prices in Luxembourg were the lowest in Europe. Prices in EU countries are subject to VAT, specific fuel taxes as well as other country specific duties and taxes.
— **Green Benchmark Line:** Retail price of Gasoline and Diesel in the United States. Cost-covering retail prices incl. industry margin, VAT/sales tax and incl. approx. US 10 cents for 2 road funds (federal and state). This fuel price being without other specific fuel taxes may be considered as the international minimum benchmark for a non-subsidised road transport policy.
— **Red Benchmark Line:** Price of crude oil on world market.

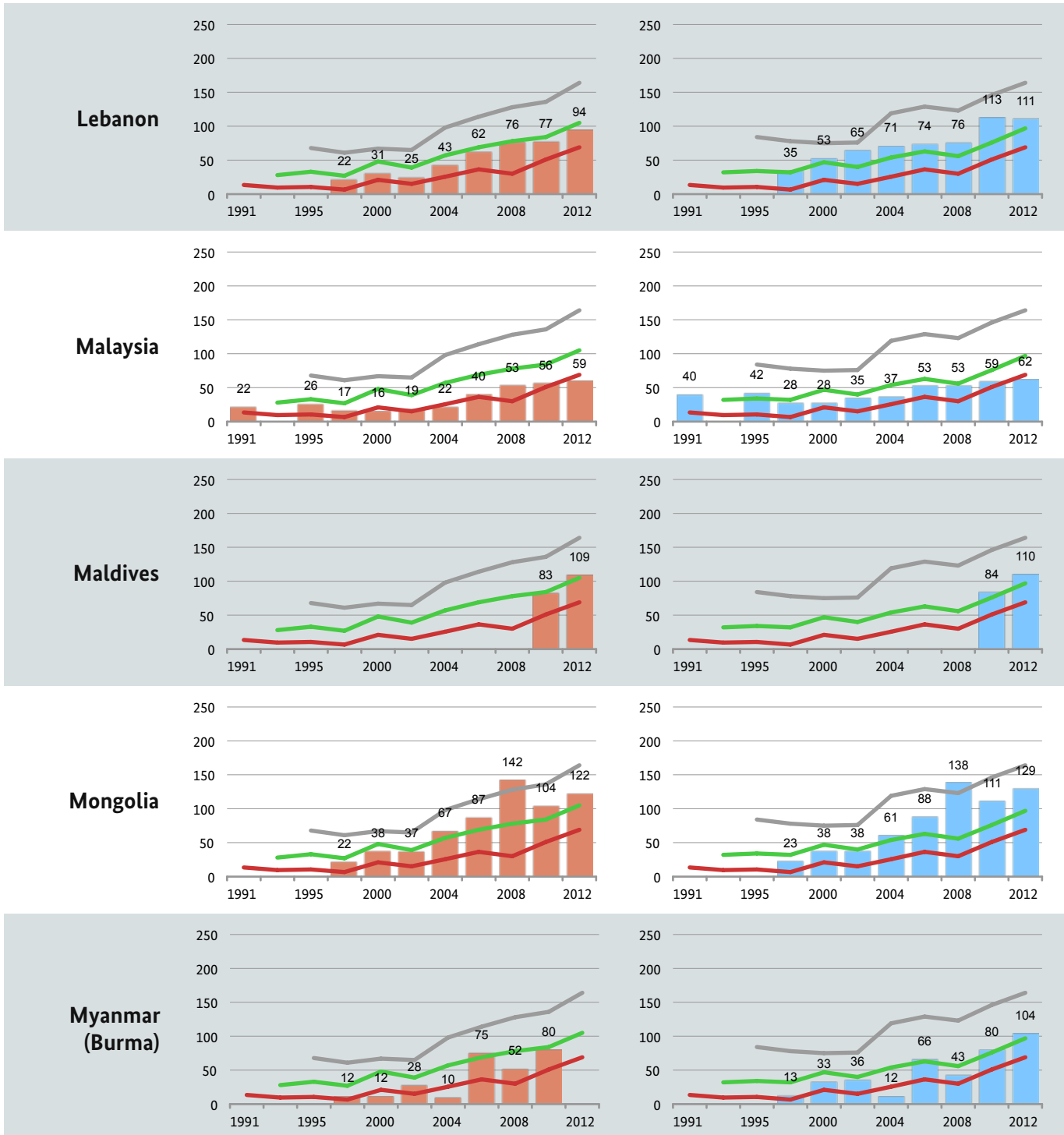
3.3.4 Detailed time series of fuel prices in Asia, Australia and Pacific, 1991–2012 (from Lebanon to Myanmar)

Diesel

[US-cents per litre]

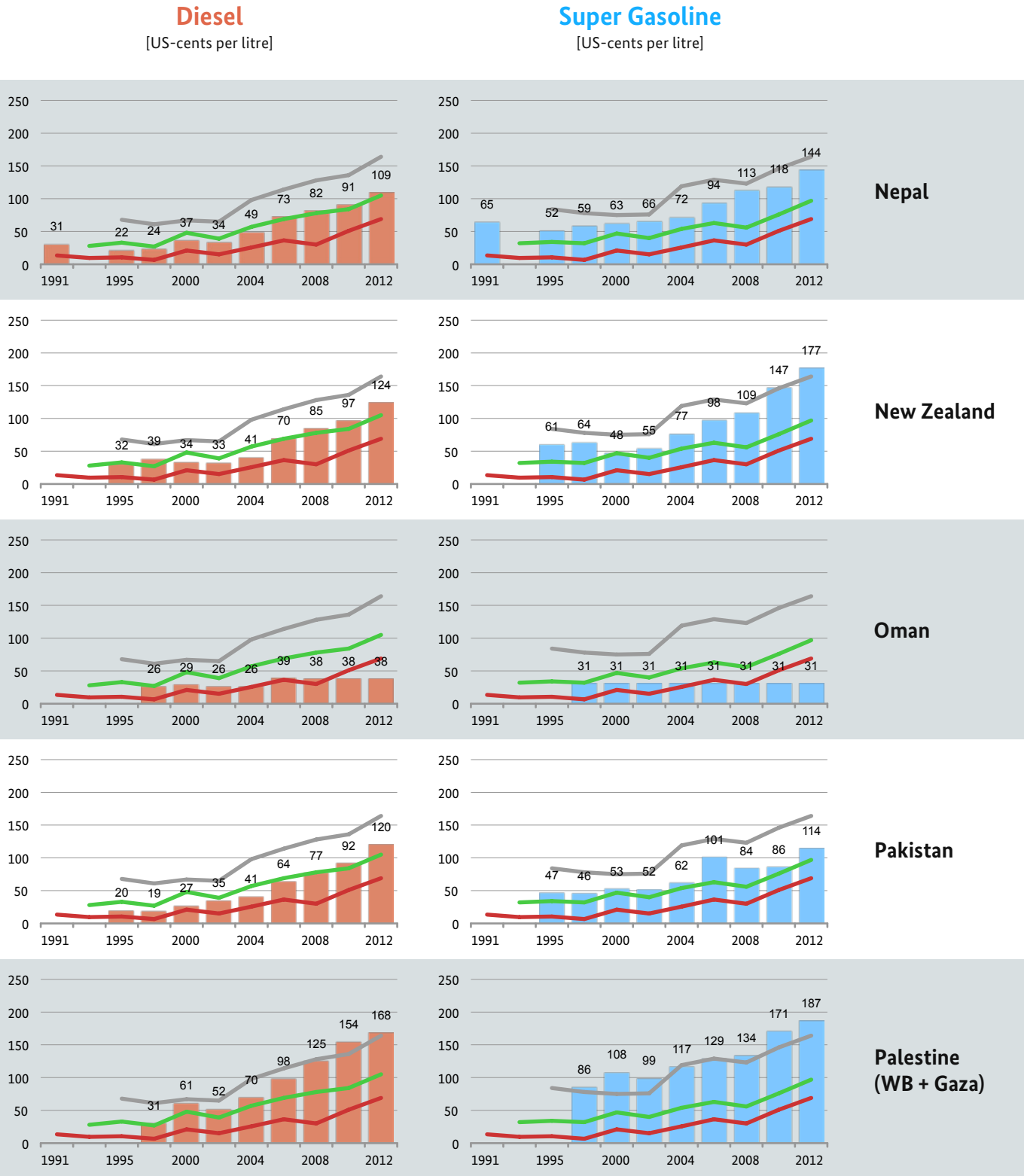
Super Gasoline

[US-cents per litre]



- Grey Benchmark Line:** Retail price of Gasoline and Diesel of Luxembourg. In November 2012, Gasoline (Diesel) prices in Luxembourg were the lowest in Europe. Prices in EU countries are subject to VAT, specific fuel taxes as well as other country specific duties and taxes.
- Green Benchmark Line:** Retail price of Gasoline and Diesel in the United States. Cost-covering retail prices incl. industry margin, VAT/sales tax and incl. approx. US 10 cents for 2 road funds (federal and state). This fuel price being without other specific fuel taxes may be considered as the international minimum benchmark for a non-subsidised road transport policy.
- Red Benchmark Line:** Price of crude oil on world market.

3.3.4 Detailed time series of fuel prices in Asia, Australia and Pacific, 1991–2012 (from Nepal to Palestine WB/G)

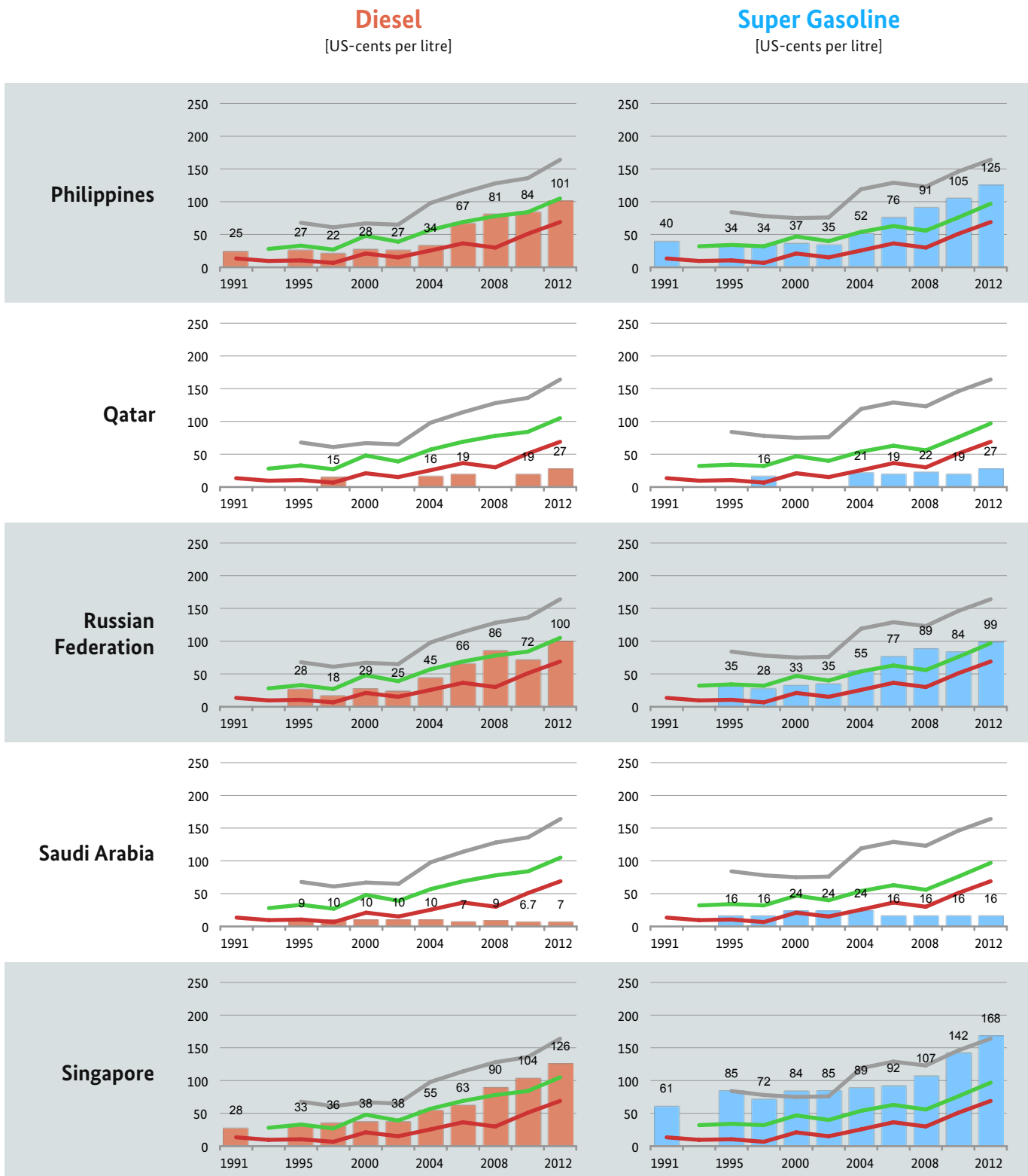


Grey Benchmark Line: Retail price of Gasoline and Diesel of Luxembourg. In November 2012, Gasoline (Diesel) prices in Luxembourg were the lowest in Europe. Prices in EU countries are subject to VAT, specific fuel taxes as well as other country specific duties and taxes.

Green Benchmark Line: Retail price of Gasoline and Diesel in the United States. Cost-covering retail prices incl. industry margin, VAT/sales tax and incl. approx. US 10 cents for 2 road funds (federal and state). This fuel price being without other specific fuel taxes may be considered as the international minimum benchmark for a non-subsidised road transport policy.

Red Benchmark Line: Price of crude oil on world market.

3.3.4 Detailed time series of fuel prices in Asia, Australia and Pacific, 1991–2012 (from Philippines to Singapore)

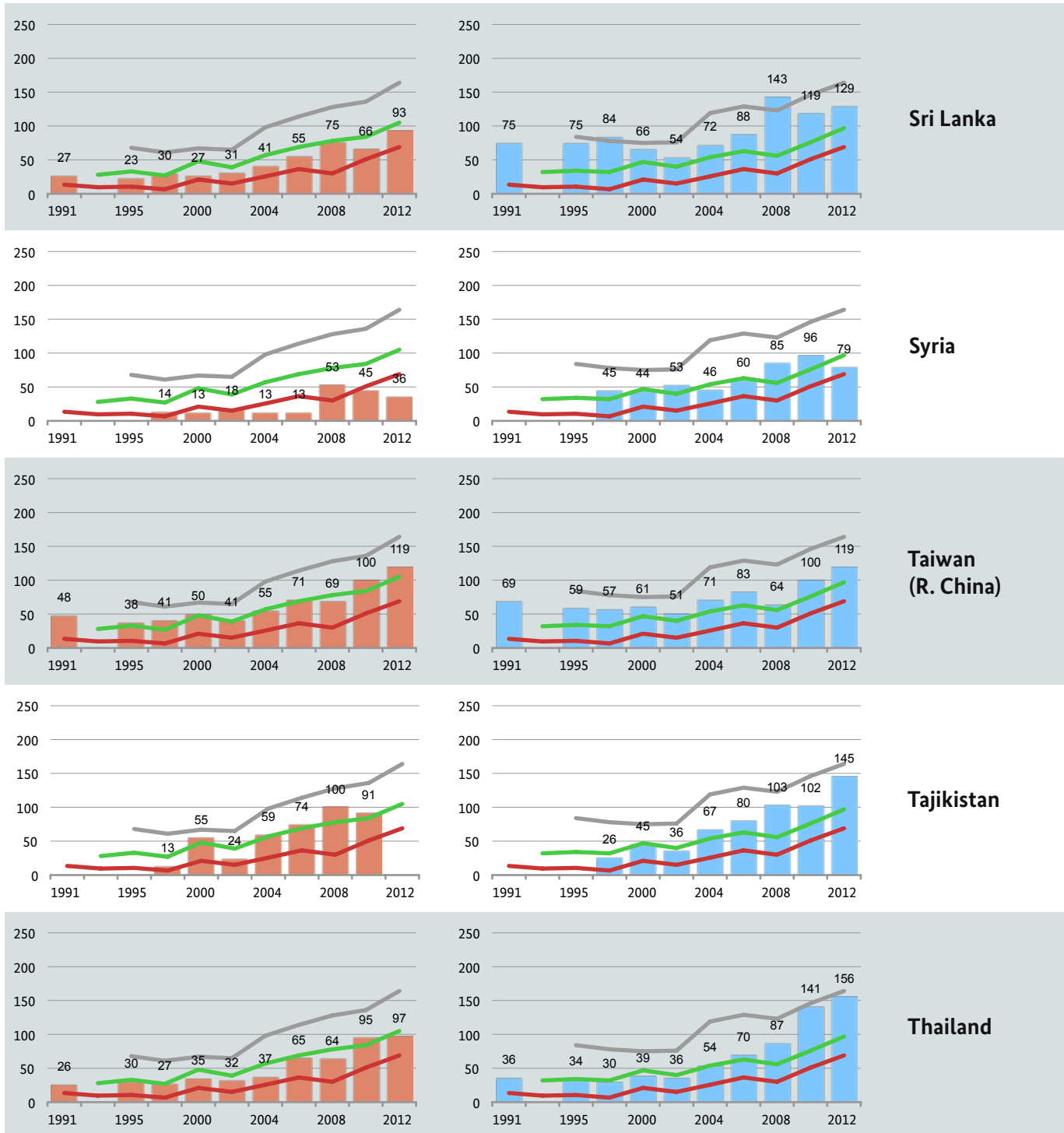


- Grey Benchmark Line:** Retail price of Gasoline and Diesel of Luxembourg. In November 2012, Gasoline (Diesel) prices in Luxembourg were the lowest in Europe. Prices in EU countries are subject to VAT, specific fuel taxes as well as other country specific duties and taxes.
- Green Benchmark Line:** Retail price of Gasoline and Diesel in the United States. Cost-covering retail prices incl. industry margin, VAT/sales tax and incl. approx. US 10 cents for 2 road funds (federal and state). This fuel price being without other specific fuel taxes may be considered as the international minimum benchmark for a non-subsidised road transport policy.
- Red Benchmark Line:** Price of crude oil on world market.

3.3.4 Detailed time series of fuel prices in Asia, Australia and Pacific, 1991–2012 (from Sri Lanka to Thailand)

Diesel
[US-cents per litre]

Super Gasoline
[US-cents per litre]



- Grey Benchmark Line:** Retail price of Gasoline and Diesel of Luxembourg. In November 2012, Gasoline (Diesel) prices in Luxembourg were the lowest in Europe. Prices in EU countries are subject to VAT, specific fuel taxes as well as other country specific duties and taxes.
- Green Benchmark Line:** Retail price of Gasoline and Diesel in the United States. Cost-covering retail prices incl. industry margin, VAT/sales tax and incl. approx. US 10 cents for 2 road funds (federal and state). This fuel price being without other specific fuel taxes may be considered as the international minimum benchmark for a non-subsidised road transport policy.
- Red Benchmark Line:** Price of crude oil on world market.

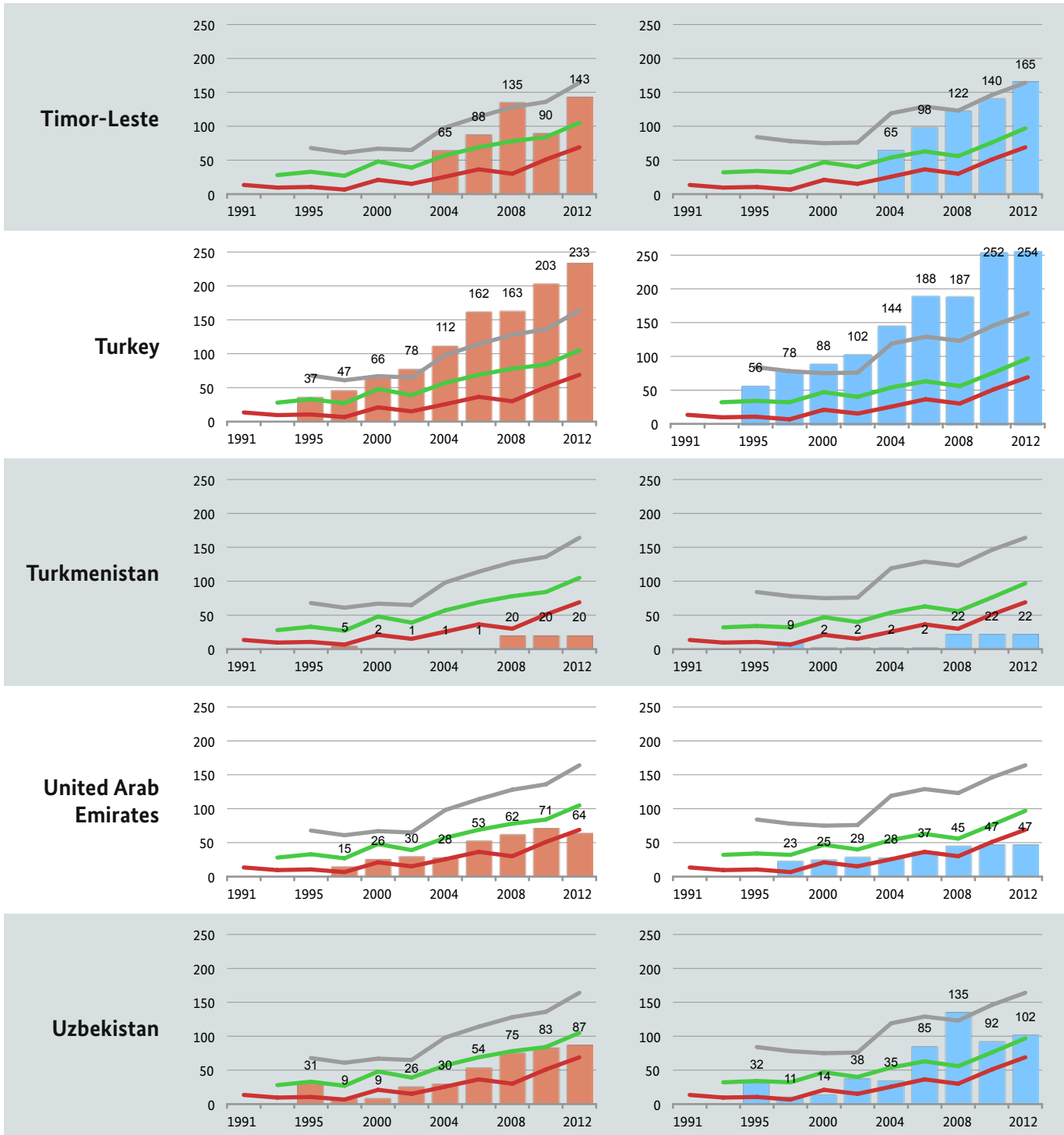
3.3.4 Detailed time series of fuel prices in Asia, Australia and Pacific, 1991–2012 (from Timor-Leste to Uzbekistan)

Diesel

[US-cents per litre]

Super Gasoline

[US-cents per litre]



- Grey Benchmark Line:** Retail price of Gasoline and Diesel of Luxembourg. In November 2012, Gasoline (Diesel) prices in Luxembourg were the lowest in Europe. Prices in EU countries are subject to VAT, specific fuel taxes as well as other country specific duties and taxes.
- Green Benchmark Line:** Retail price of Gasoline and Diesel in the United States. Cost-covering retail prices incl. industry margin, VAT/sales tax and incl. approx. US 10 cents for 2 road funds (federal and state). This fuel price being without other specific fuel taxes may be considered as the international minimum benchmark for a non-subsidised road transport policy.
- Red Benchmark Line:** Price of crude oil on world market.

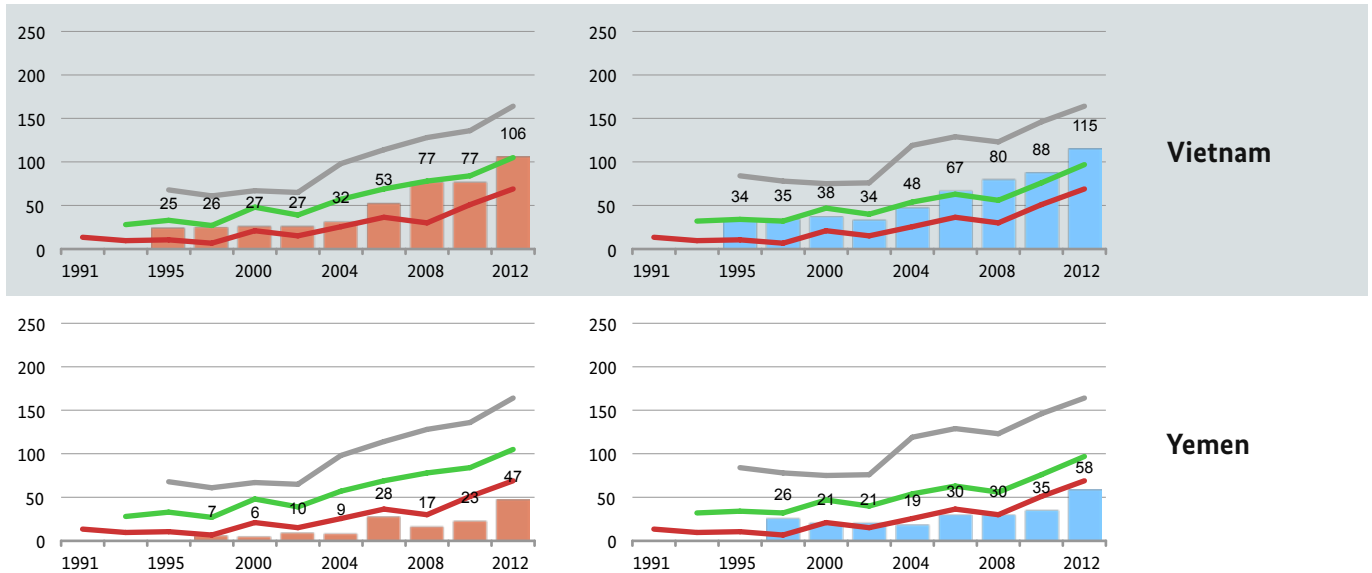
3.3.4 Detailed time series of fuel prices in Asia, Australia and Pacific, 1991–2012 (from Vietnam to Yemen)

Diesel

[US-cents per litre]

Super Gasoline


[US-cents per litre]



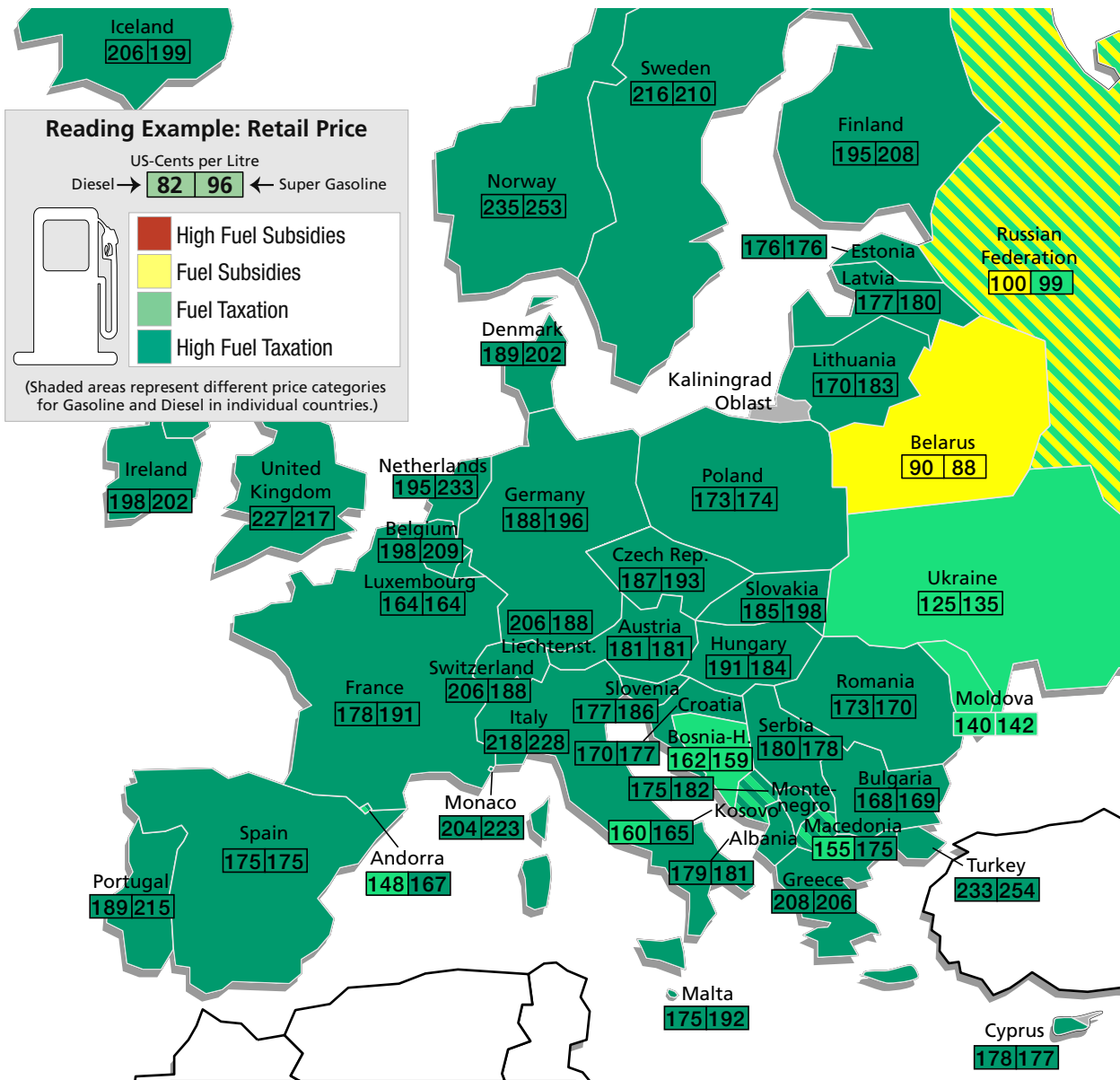
- Grey Benchmark Line:** Retail price of Gasoline and Diesel of Luxembourg. In November 2012, Gasoline (Diesel) prices in Luxembourg were the lowest in Europe. Prices in EU countries are subject to VAT, specific fuel taxes as well as other country specific duties and taxes.
- Green Benchmark Line:** Retail price of Gasoline and Diesel in the United States. Cost-covering retail prices incl. industry margin, VAT/sales tax and incl. approx. US 10 cents for 2 road funds (federal and state). This fuel price being without other specific fuel taxes may be considered as the international minimum benchmark for a non-subsidised road transport policy.
- Red Benchmark Line:** Price of crude oil on world market.

3.4 Fuel prices in Europe

- ➔ Retail fuel prices in Europe
- ➔ Comparison of retail fuel prices in Europe
- ➔ Time series of retail fuel prices in Europe
- ➔ Detailed time series of fuel prices in Europe



3.4.1 Retail fuel prices in Europe – as of November 2012 (in US-cents/litre)



Fuel Taxation Category 1: High Subsidies

The retail price of Gasoline and Diesel is below the price for crude oil on the world market.

Fuel Taxation Category 2: Fuel Subsidies

The retail price of Gasoline and Diesel is at least as high as the price for crude oil on the world market and below the price level of the United States.

Note: The fuel prices of the United States are average cost-covering retail prices incl. industry margin, VAT/sales tax and incl. approx. 10 US-cents for the 2 road funds (federal and state). This fuel price may be considered as the international minimum benchmark for a non-subsidised road transport policy; though not yet covering external costs for health and environmental damages.

Fuel Taxation Category 3: Fuel Taxation

Retail price of Gasoline and Diesel is at least as high as the price of the United States and below the price level of Luxembourg.

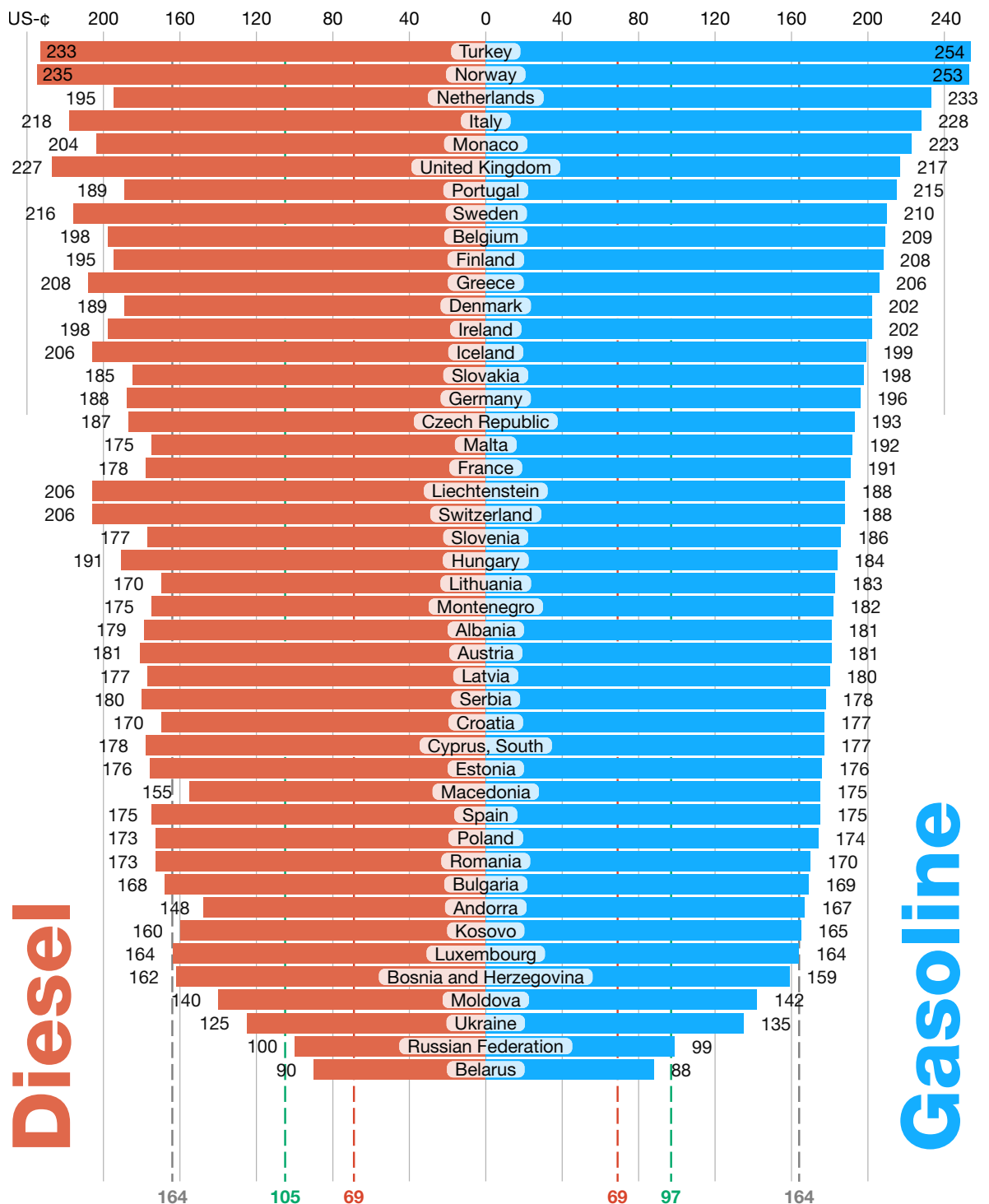
Note: In November 2012, Gasoline prices and Diesel prices in Luxembourg were the lowest in EU-27. Prices in EU countries are subject to VAT, specific fuel taxes as well as other country specific duties and taxes. The EU sets minimum taxation rates for fossil fuels.

Fuel Taxation Category 4: High Taxation

The retail price of Gasoline and Diesel is at least as high as the price level of Luxembourg.

Note: At these levels, countries are effectively using taxes to generate revenues and to encourage energy efficiency in the transport sector.

3.4.2 Comparison of retail fuel prices in Europe – as of November 2012 (in US-cents/litre)



- Grey Benchmark Line:** Retail price of Gasoline and Diesel of Luxembourg. In November 2012, Gasoline (Diesel) prices in Luxembourg were the lowest in Europe. Prices in EU countries are subject to VAT, specific fuel taxes as well as other country specific duties and taxes.
- Green Benchmark Line:** Retail price of Gasoline and Diesel in the United States. Cost-covering retail prices incl. industry margin, VAT/sales tax and incl. approx. US 10 cents for 2 road funds (federal and state). This fuel price being without other specific fuel taxes may be considered as the international minimum benchmark for a non-subsidised road transport policy.
- Red Benchmark Line:** Price of crude oil on world market.

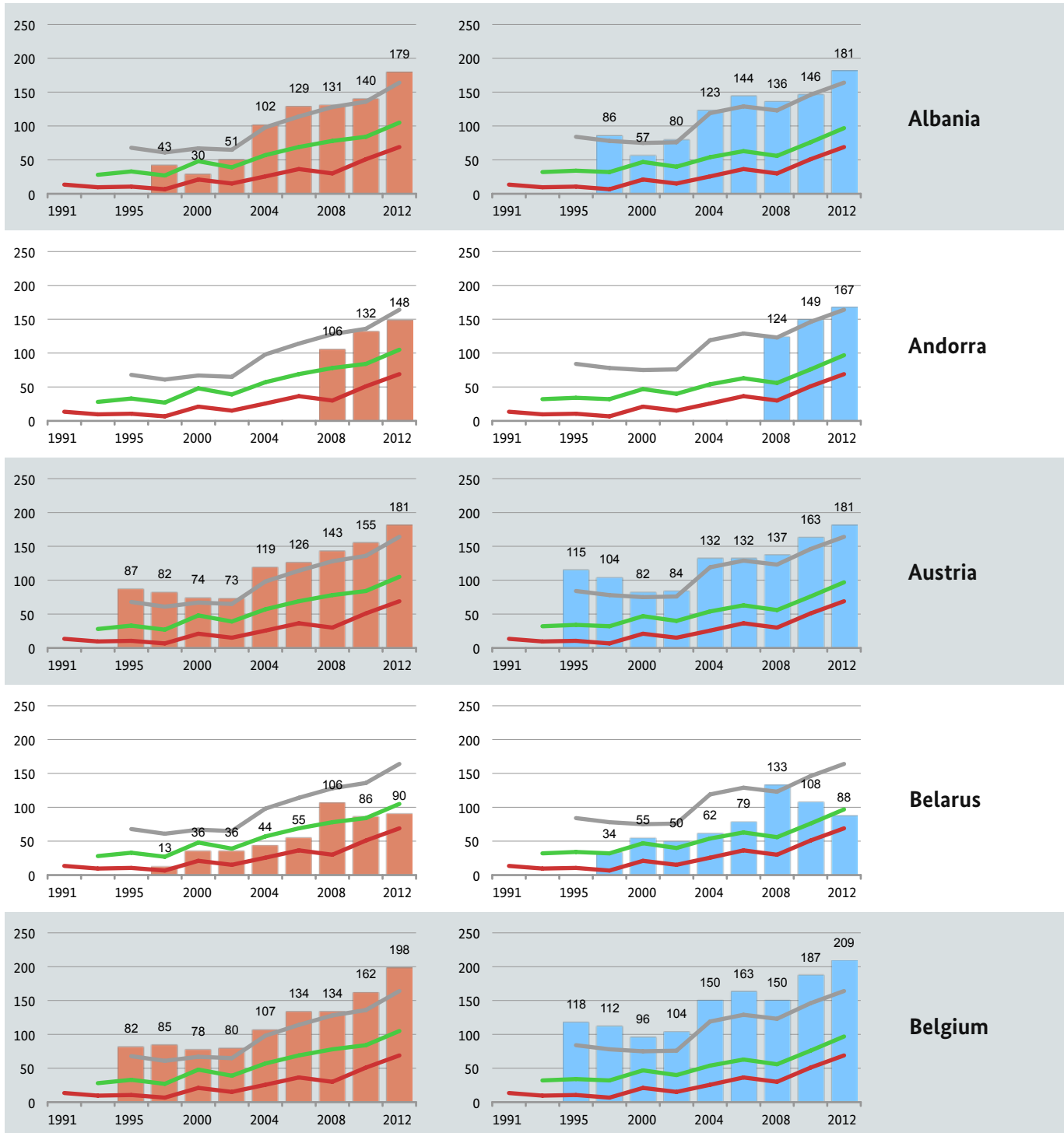
3.4.3 Time Series of retail fuel prices in Europe in US-cents/litre (last survey 13–15 November 2012)

Country	Diesel [US-cents/litre]											Super Gasoline [US-cents/litre]											
	1991	1993	1995	1998	2000	2002	2004	2006	2008	2010	2012	1991	1993	1995	1998	2000	2002	2004	2006	2008	2010	2012	
Albania				43	30	51	102	129	131	140	179				86	57	80	123	144	136	146	181	
Andorra									106	132	148										124	149	167
Austria			87	82	74	73	119	126	143	155	181			115	104	82	84	132	132	137	163	181	
Belarus				13	36	36	44	55	106	86	90				34	55	50	62	79	133	108	88	
Belgium			82	85	78	80	107	134	134	162	198			118	112	96	104	150	163	150	187	209	
Bosnia + Herzegov.				60	57	74	97	124	118	142	162				66	68	74	97	134	113	142	159	
Bulgaria			26	52	58	59	89	108	137	158	168			46	66	70	68	92	105	128	151	169	
Croatia			64	61	60	74	113	122	137	149	170			75	67	76	89	124	134	127	159	177	
Cyprus, South				25	18	44	95	120	125	147	178				78	57	83	108	125	128	147	177	
Czech Republic			60	60	68	71	107	129	145	169	187			85	72	77	81	108	130	137	175	193	
Denmark			87	85	90	94	135	145	154	179	189			108	105	101	109	151	158	154	200	202	
Estonia			33	36	55	56	94	122	130	157	176			33	45	60	58	94	123	118	154	176	
Finland			85	79	84	80	121	126	139	160	195			120	117	106	112	154	155	157	194	208	
France			78	77	82	80	125	133	145	172	178			117	111	99	105	142	148	152	198	191	
Germany			77	69	78	82	129	138	156	168	188			112	96	91	103	146	155	156	190	196	
Greece			59	40	71	68	123	119	141	178	208			88	65	72	78	114	116	123	205	206	
Hungary			65	64	79	85	122	131	138	161	191			74	72	81	94	130	130	127	167	184	
Iceland				40	45	62	88	178	131	171	206				112	105	116	164	186	115	171	199	
Ireland			87	102	72	80	129	135	164	169	198			96	102	72	90	129	134	156	178	202	
Italy			86	93	83	86	131	149	163	169	218			118	119	97	105	153	156	157	187	228	
Kosovo			84	43	56	66	103	119	121	160	160			76	61	56	74	116	122	110	163	165	
Latvia			34	35	58	65	90	115	123	149	177			41	55	67	70	94	120	112	148	180	
Liechtenstein				89	84	93	137	136	152	177	206				85	81	89	129	127	130	166	188	
Lithuania			30	34	55	59	102	109	122	142	170			35	51	66	69	103	108	113	159	183	
Luxembourg			68	61	67	65	98	114	133	136	164			84	78	75	76	119	129	140	155	164	
Macedonia			59	46	56	63	92	109	112	127	155			93	70	76	85	117	123	115	152	175	
Malta				49	44	53	97	126	156	166	175				77	81	87	118	138	166	163	192	
Moldova				31	40	31	31	86	104	108	140				45	45	45		97	120	121	142	
Monaco									155	169	204										164	192	223
Montenegro			84	43	56	66	106	127	121	149	175			76	61	56	74	120	151	127	162	182	
Netherlands			82	79	78	81	123	132	145	171	195			121	114	103	112	162	170	168	213	233	
Norway			109	110	115	118	144	166	163	201	235			133	121	119	123	161	180	163	212	253	
Poland			42	44	65	68	109	130	140	150	173			55	54	76	83	120	130	143	157	174	
Portugal				71	54	71	108	110	147	158	189				102	77	97	138	156	161	185	215	
Romania			19	40	35	57	91	124	122	146	173			29	53	46	64	96	126	111	146	170	
Russian Federation			28	18	29	25	45	66	86	72	100			35	28	33	35	55	77	89	84	99	
Serbia			84	43	56	66	85	135	114	148	180			76	61	56	74	100	145	129	150	178	
Slovakia			40	54	68	70	119	143	168	153	185			66	61	69	74	117	135	157	170	198	
Slovenia			50	64	66	67	111	121	126	162	177			59	66	63	76	112	123	118	167	186	
Spain			70	70	65	72	110	110	128	147	175			89	84	73	83	121	115	123	156	175	
Sweden			101	84	80	96	137	144	152	182	216			117	109	94	106	151	146	138	187	210	
Switzerland			101	91	84	93	137	136	152	177	206			102	86	78	89	129	127	130	166	188	
Turkey			37	47	66	78	112	162	163	203	233			56	78	88	102	144	188	187	252	254	
Ukraine				25	30	34	44	87	96	92	125				49	37	47	55	81	88	101	135	
United Kingdom			85	111	122	120	160	173	165	198	227			92	111	117	118	156	163	144	192	217	

3.4.4 Detailed time series of fuel prices in Europe 1991–2012 (from Albania to Belgium)

Diesel
[US-cents per litre]

Super Gasoline
[US-cents per litre]



- Grey Benchmark Line:** Retail price of Gasoline and Diesel of Luxembourg. In November 2012, Gasoline (Diesel) prices in Luxembourg were the lowest in Europe. Prices in EU countries are subject to VAT, specific fuel taxes as well as other country specific duties and taxes.
- Green Benchmark Line:** Retail price of Gasoline and Diesel in the United States. Cost-covering retail prices incl. industry margin, VAT/sales tax and incl. approx. US 10 cents for 2 road funds (federal and state). This fuel price being without other specific fuel taxes may be considered as the international minimum benchmark for a non-subsidised road transport policy.
- Red Benchmark Line:** Price of crude oil on world market.

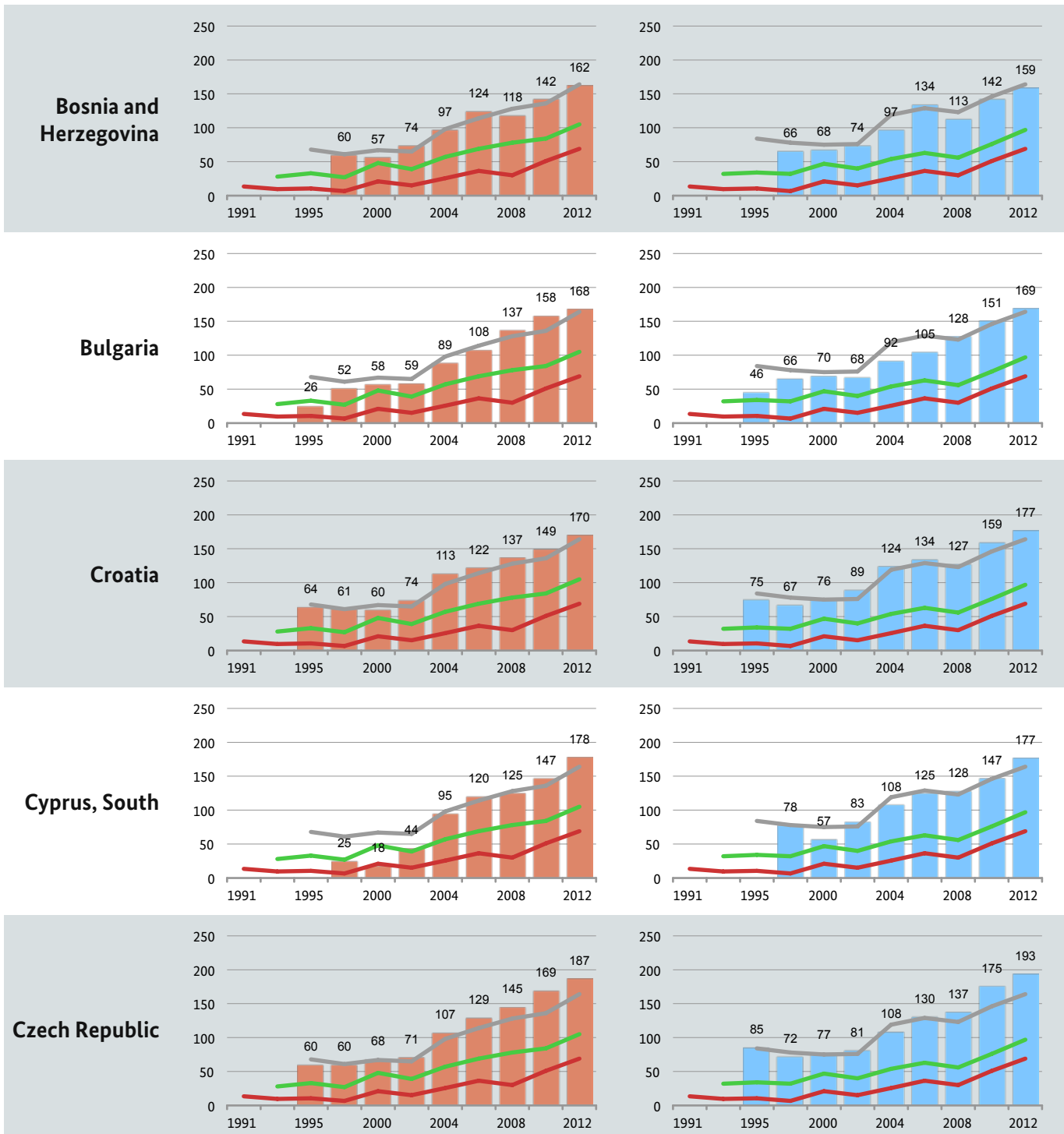
3.4.4 Detailed time series of fuel prices in Europe 1991–2012 (from Bosnia and Herzegovina to Czech Republic)

Diesel

[US-cents per litre]

Super Gasoline

[US-cents per litre]

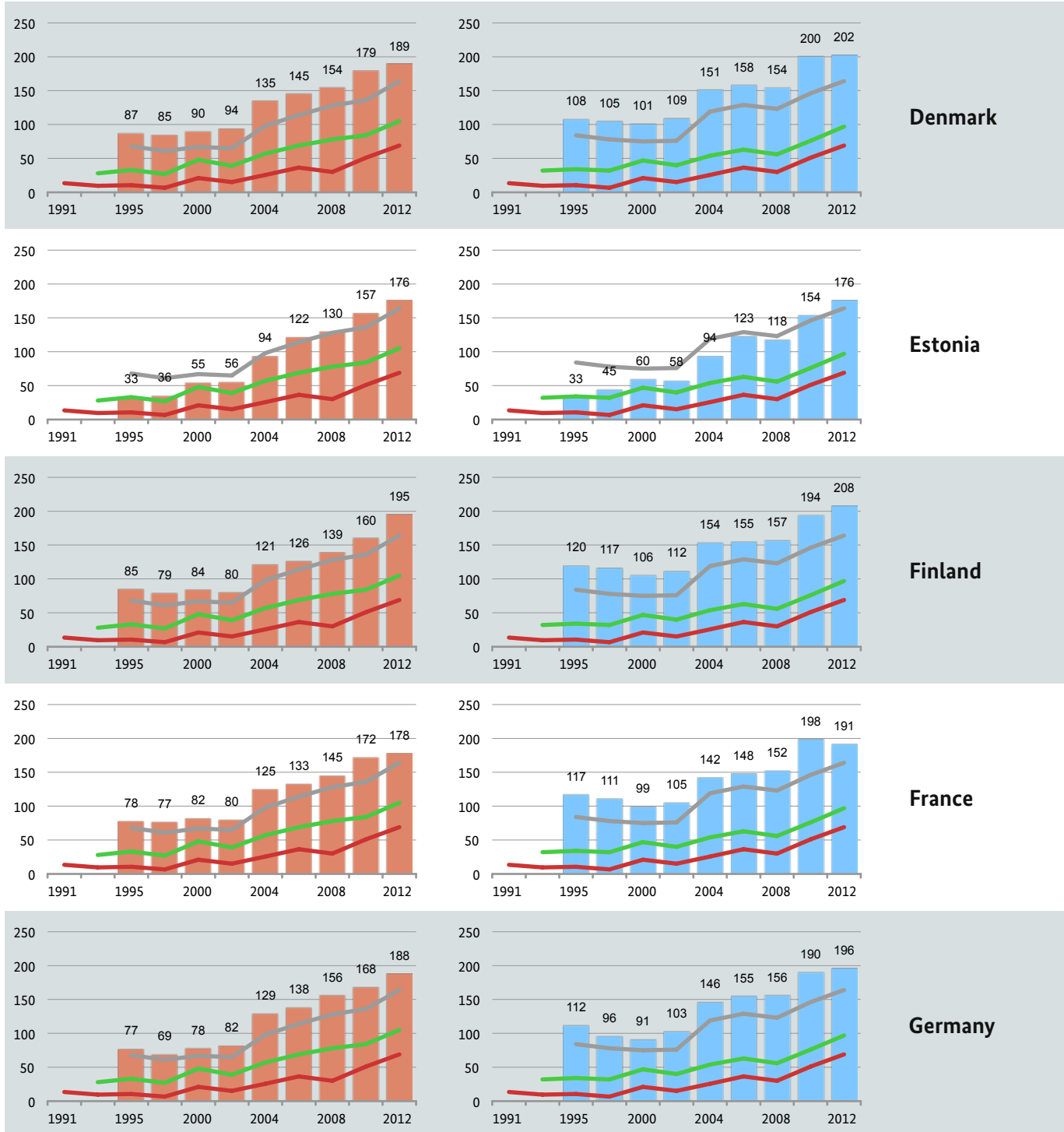


- Grey Benchmark Line:** Retail price of Gasoline and Diesel of Luxembourg. In November 2012, Gasoline (Diesel) prices in Luxembourg were the lowest in Europe. Prices in EU countries are subject to VAT, specific fuel taxes as well as other country specific duties and taxes.
- Green Benchmark Line:** Retail price of Gasoline and Diesel in the United States. Cost-covering retail prices incl. industry margin, VAT/sales tax and incl. approx. US 10 cents for 2 road funds (federal and state). This fuel price being without other specific fuel taxes may be considered as the international minimum benchmark for a non-subsidised road transport policy.
- Red Benchmark Line:** Price of crude oil on world market.

3.4.4 Detailed time series of fuel prices in Europe 1991–2012 (from Denmark to Germany)

Diesel
[US-cents per litre]

Super Gasoline
[US-cents per litre]



- Grey Benchmark Line:** Retail price of Gasoline and Diesel of Luxembourg. In November 2012, Gasoline (Diesel) prices in Luxembourg were the lowest in Europe. Prices in EU countries are subject to VAT, specific fuel taxes as well as other country specific duties and taxes.
- Green Benchmark Line:** Retail price of Gasoline and Diesel in the United States. Cost-covering retail prices incl. industry margin, VAT/sales tax and incl. approx. US 10 cents for 2 road funds (federal and state). This fuel price being without other specific fuel taxes may be considered as the international minimum benchmark for a non-subsidised road transport policy.
- Red Benchmark Line:** Price of crude oil on world market.

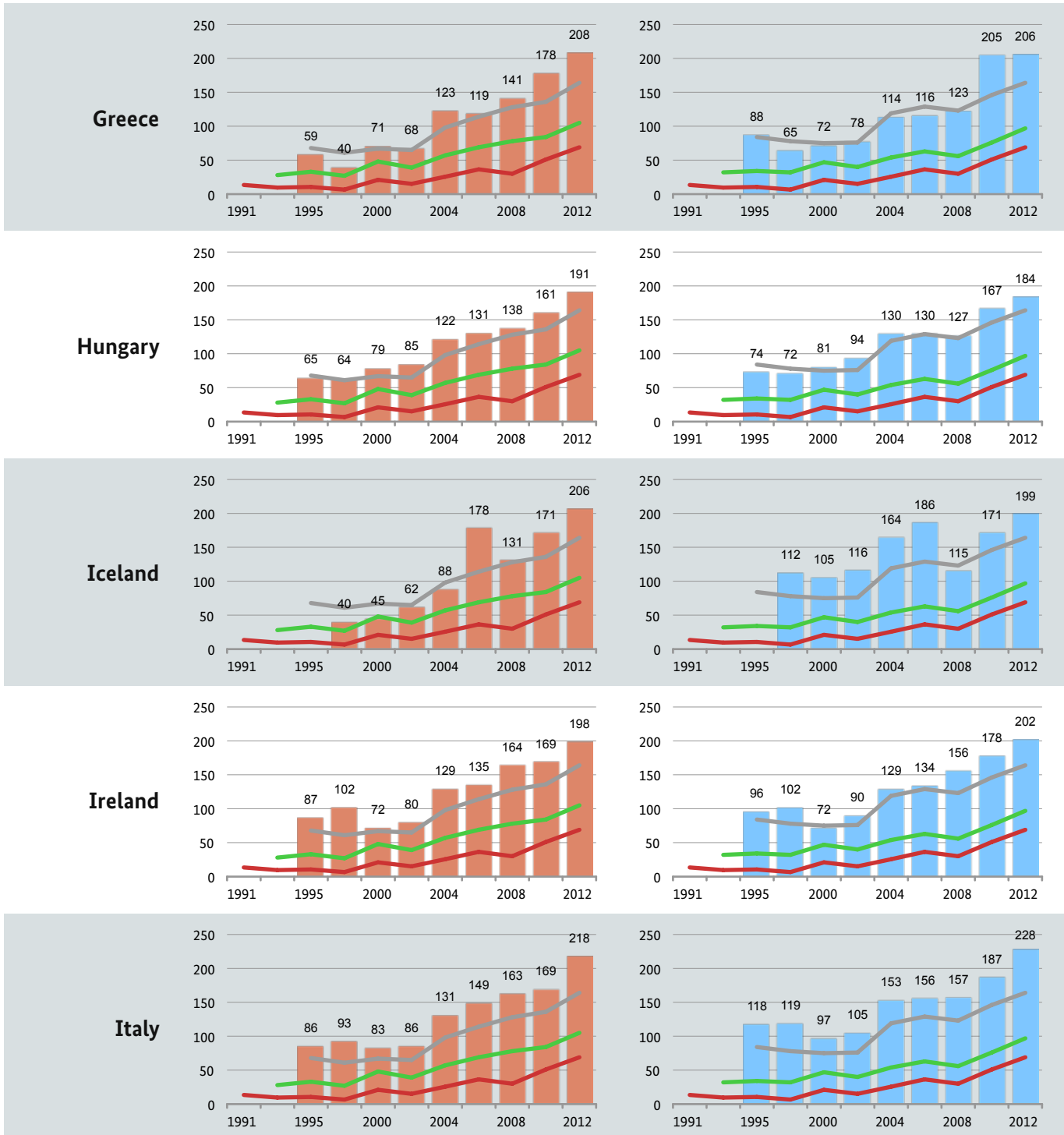
3.4.4 Detailed time series of fuel prices in Europe 1991–2012 (from Greece to Italy)

Diesel

[US-cents per litre]

Super Gasoline

[US-cents per litre]

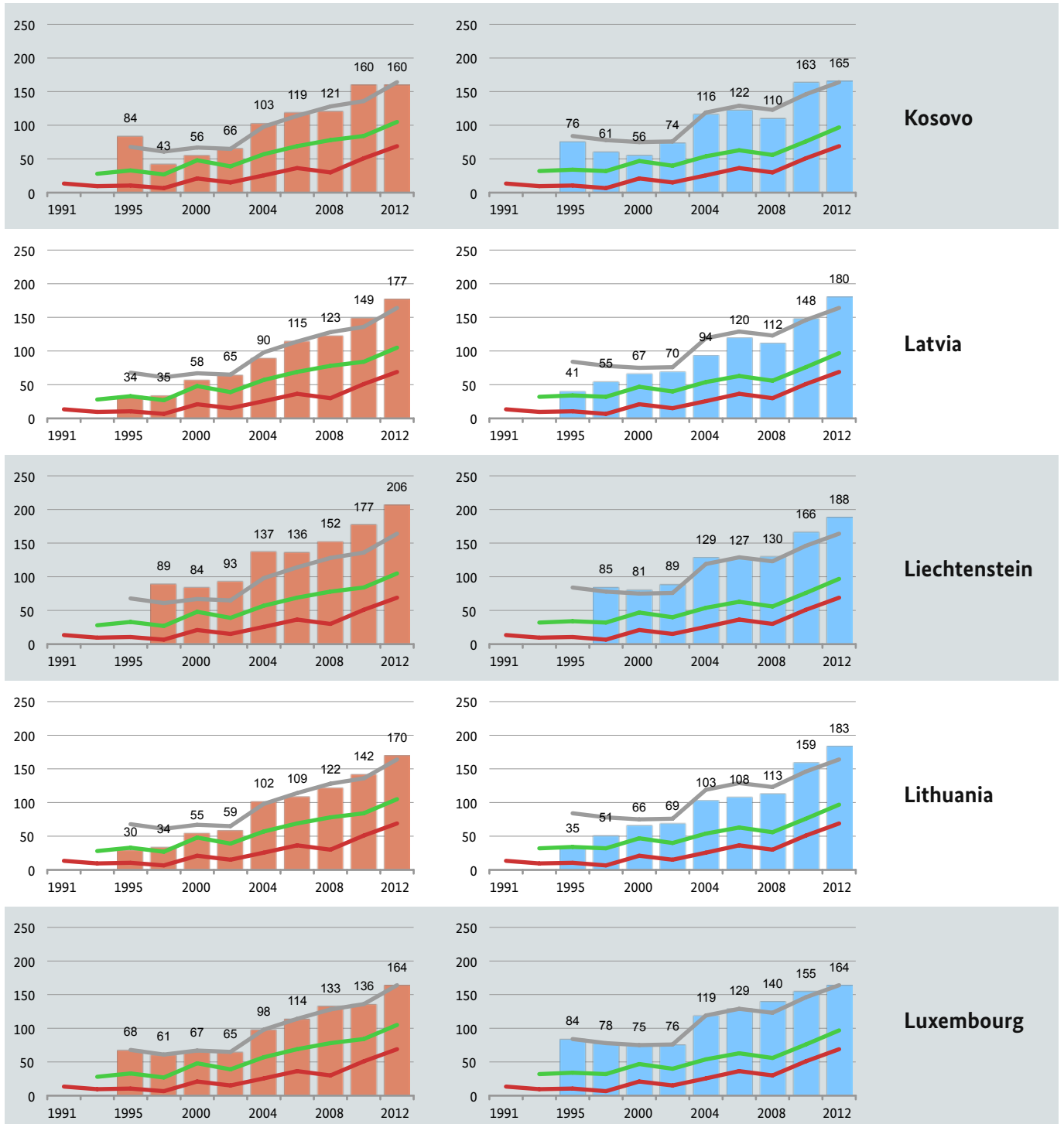


- Grey Benchmark Line:** Retail price of Gasoline and Diesel of Luxembourg. In November 2012, Gasoline (Diesel) prices in Luxembourg were the lowest in Europe. Prices in EU countries are subject to VAT, specific fuel taxes as well as other country specific duties and taxes.
- Green Benchmark Line:** Retail price of Gasoline and Diesel in the United States. Cost-covering retail prices incl. industry margin, VAT/sales tax and incl. approx. US 10 cents for 2 road funds (federal and state). This fuel price being without other specific fuel taxes may be considered as the international minimum benchmark for a non-subsidised road transport policy.
- Red Benchmark Line:** Price of crude oil on world market.

3.4.4 Detailed time series of fuel prices in Europe 1991–2012 (from Kosovo to Luxembourg)

Diesel
[US-cents per litre]

Super Gasoline
[US-cents per litre]



- Grey Benchmark Line:** Retail price of Gasoline and Diesel of Luxembourg. In November 2012, Gasoline (Diesel) prices in Luxembourg were the lowest in Europe. Prices in EU countries are subject to VAT, specific fuel taxes as well as other country specific duties and taxes.
- Green Benchmark Line:** Retail price of Gasoline and Diesel in the United States. Cost-covering retail prices incl. industry margin, VAT/sales tax and incl. approx. US 10 cents for 2 road funds (federal and state). This fuel price being without other specific fuel taxes may be considered as the international minimum benchmark for a non-subsidised road transport policy.
- Red Benchmark Line:** Price of crude oil on world market.

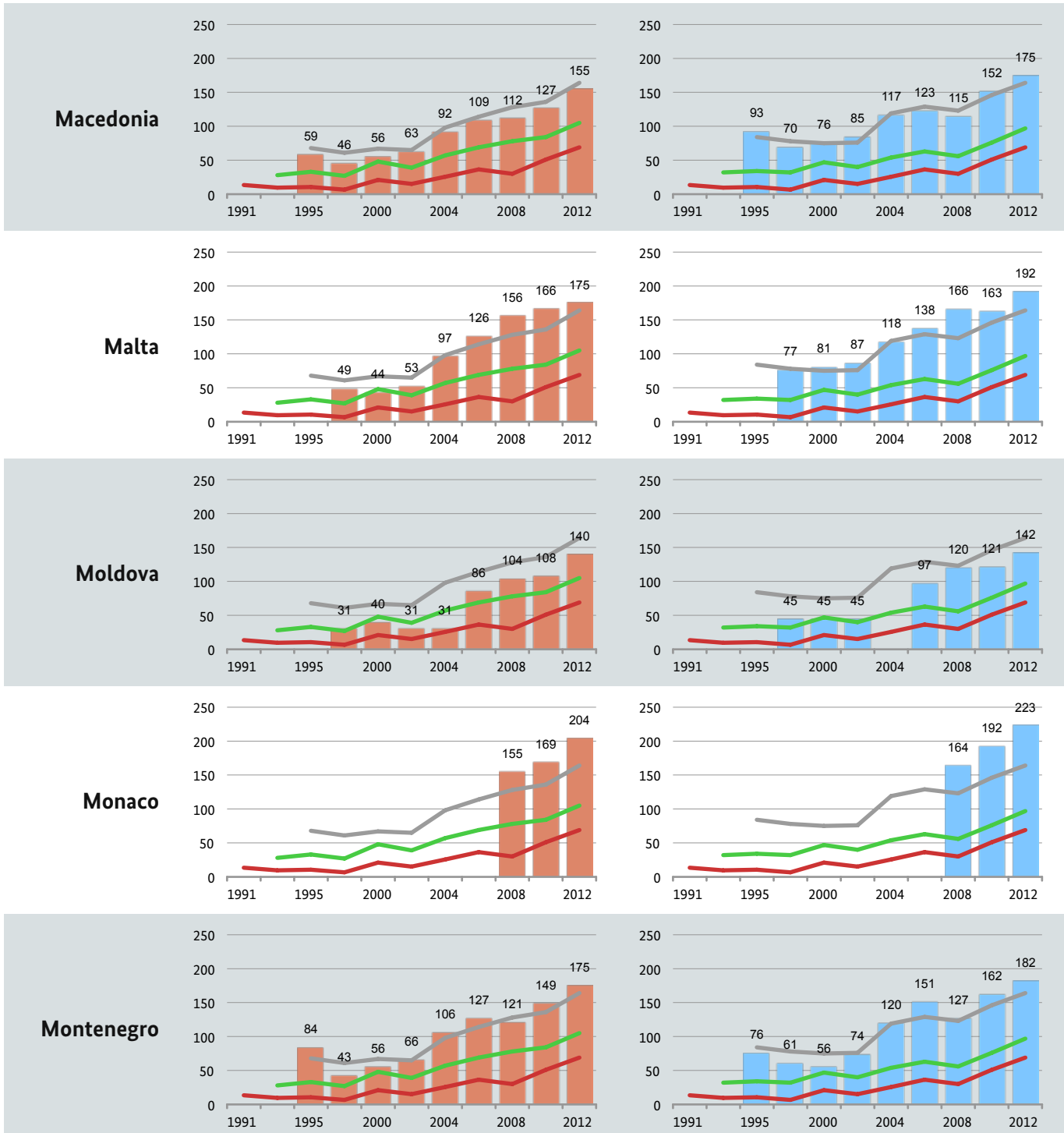
3.4.4 Detailed time series of fuel prices in Europe 1991–2012 (from Macedonia to Montenegro)

Diesel

[US-cents per litre]

Super Gasoline

[US-cents per litre]

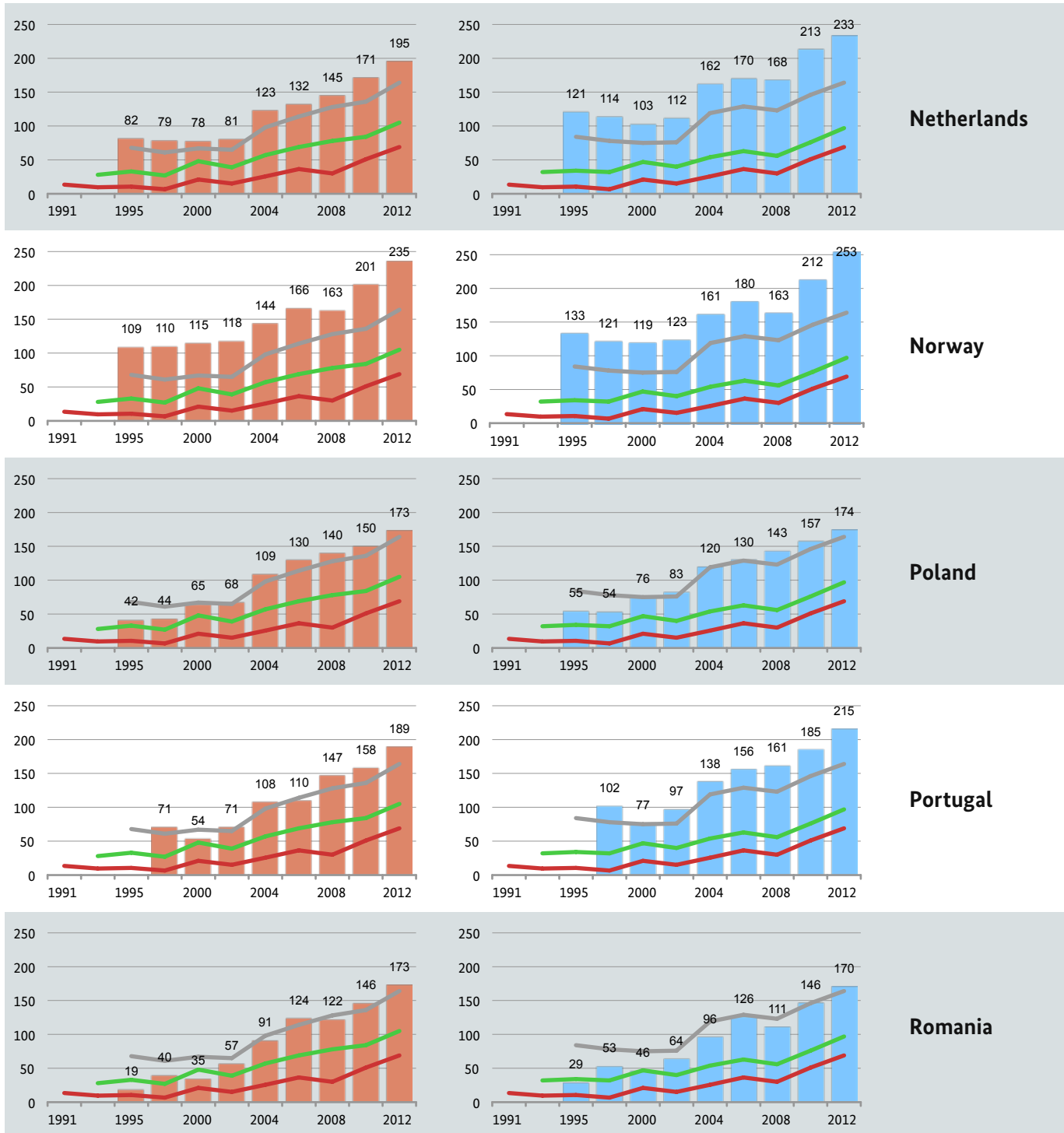


- Grey Benchmark Line:** Retail price of Gasoline and Diesel of Luxembourg. In November 2012, Gasoline (Diesel) prices in Luxembourg were the lowest in Europe. Prices in EU countries are subject to VAT, specific fuel taxes as well as other country specific duties and taxes.
- Green Benchmark Line:** Retail price of Gasoline and Diesel in the United States. Cost-covering retail prices incl. industry margin, VAT/sales tax and incl. approx. US 10 cents for 2 road funds (federal and state). This fuel price being without other specific fuel taxes may be considered as the international minimum benchmark for a non-subsidised road transport policy.
- Red Benchmark Line:** Price of crude oil on world market.

3.4.4 Detailed time series of fuel prices in Europe 1991–2012 (from Netherlands to Romania)

Diesel
[US-cents per litre]

Super Gasoline
[US-cents per litre]



- Grey Benchmark Line:** Retail price of Gasoline and Diesel of Luxembourg. In November 2012, Gasoline (Diesel) prices in Luxembourg were the lowest in Europe. Prices in EU countries are subject to VAT, specific fuel taxes as well as other country specific duties and taxes.
- Green Benchmark Line:** Retail price of Gasoline and Diesel in the United States. Cost-covering retail prices incl. industry margin, VAT/sales tax and incl. approx. US 10 cents for 2 road funds (federal and state). This fuel price being without other specific fuel taxes may be considered as the international minimum benchmark for a non-subsidised road transport policy.
- Red Benchmark Line:** Price of crude oil on world market.

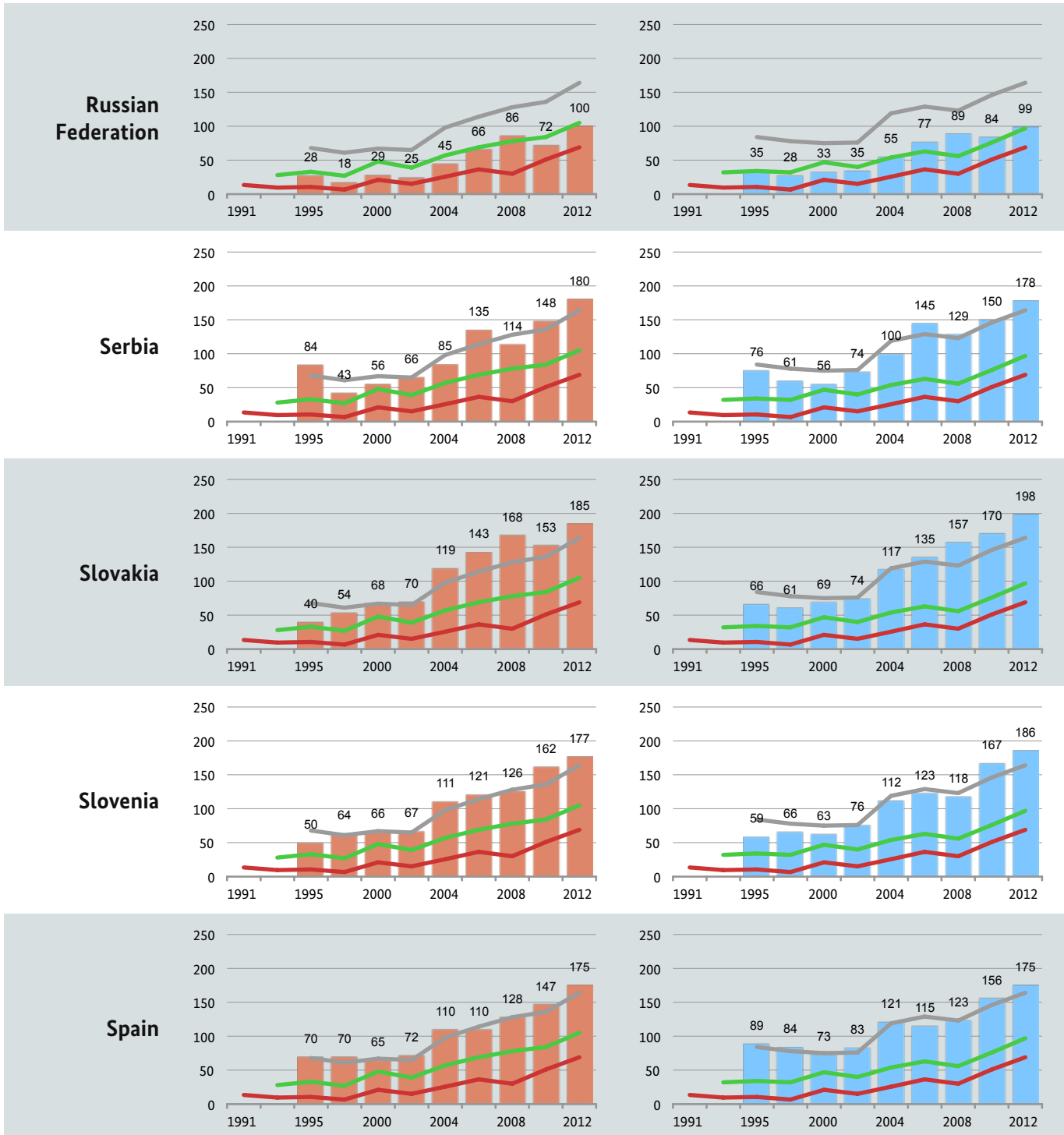
3.4.4 Detailed time series of fuel prices in Europe 1991–2012 (from Russian Federation to Spain)

Diesel

[US-cents per litre]

Super Gasoline

[US-cents per litre]

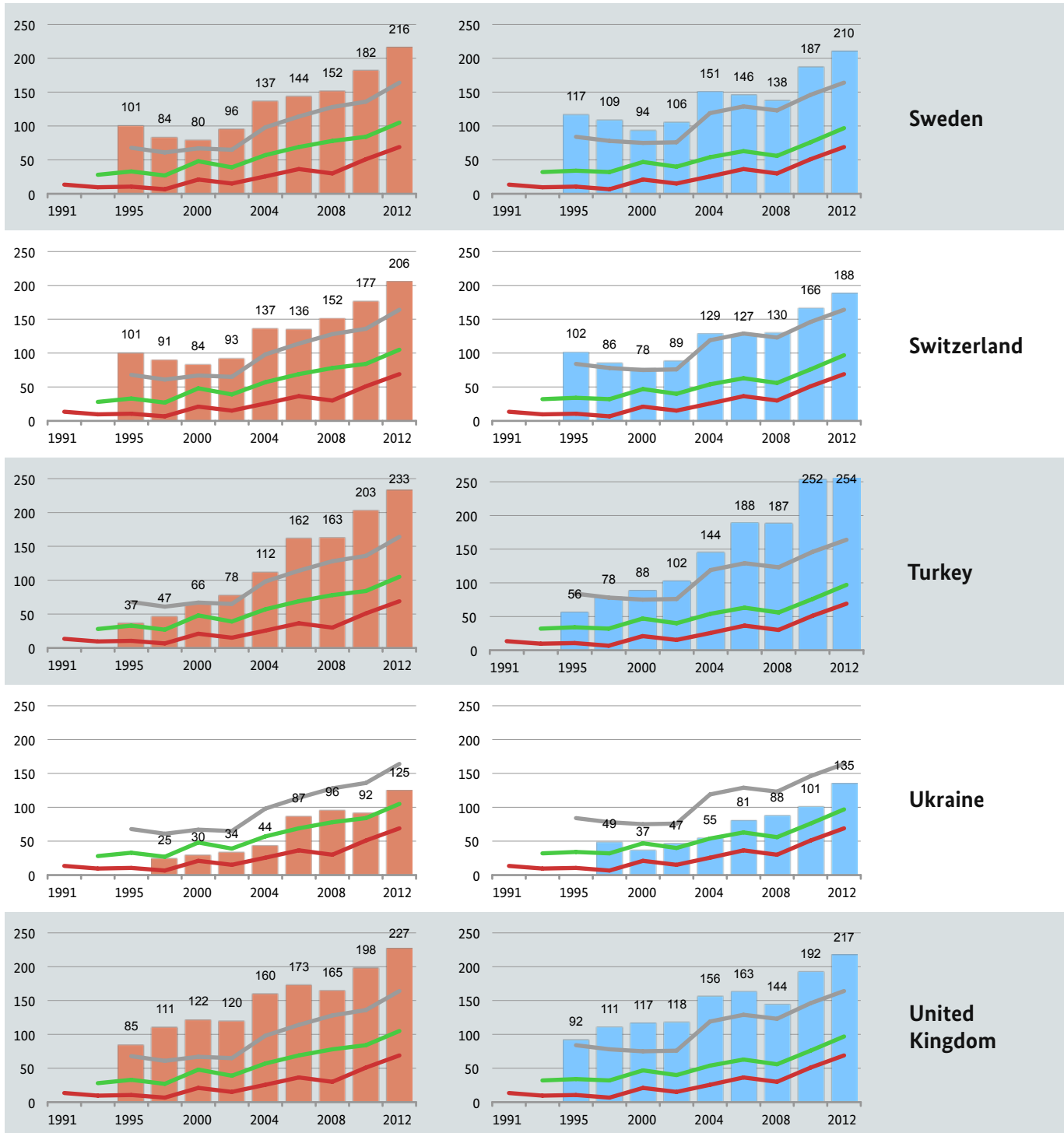


- Grey Benchmark Line:** Retail price of Gasoline and Diesel of Luxembourg. In November 2012, Gasoline (Diesel) prices in Luxembourg were the lowest in Europe. Prices in EU countries are subject to VAT, specific fuel taxes as well as other country specific duties and taxes.
- Green Benchmark Line:** Retail price of Gasoline and Diesel in the United States. Cost-covering retail prices incl. industry margin, VAT/sales tax and incl. approx. US 10 cents for 2 road funds (federal and state). This fuel price being without other specific fuel taxes may be considered as the international minimum benchmark for a non-subsidised road transport policy.
- Red Benchmark Line:** Price of crude oil on world market.

3.4.4 Detailed time series of fuel prices in Europe 1991–2012 (from Sweden to United Kingdom)

Diesel
[US-cents per litre]


Super Gasoline
[US-cents per litre]



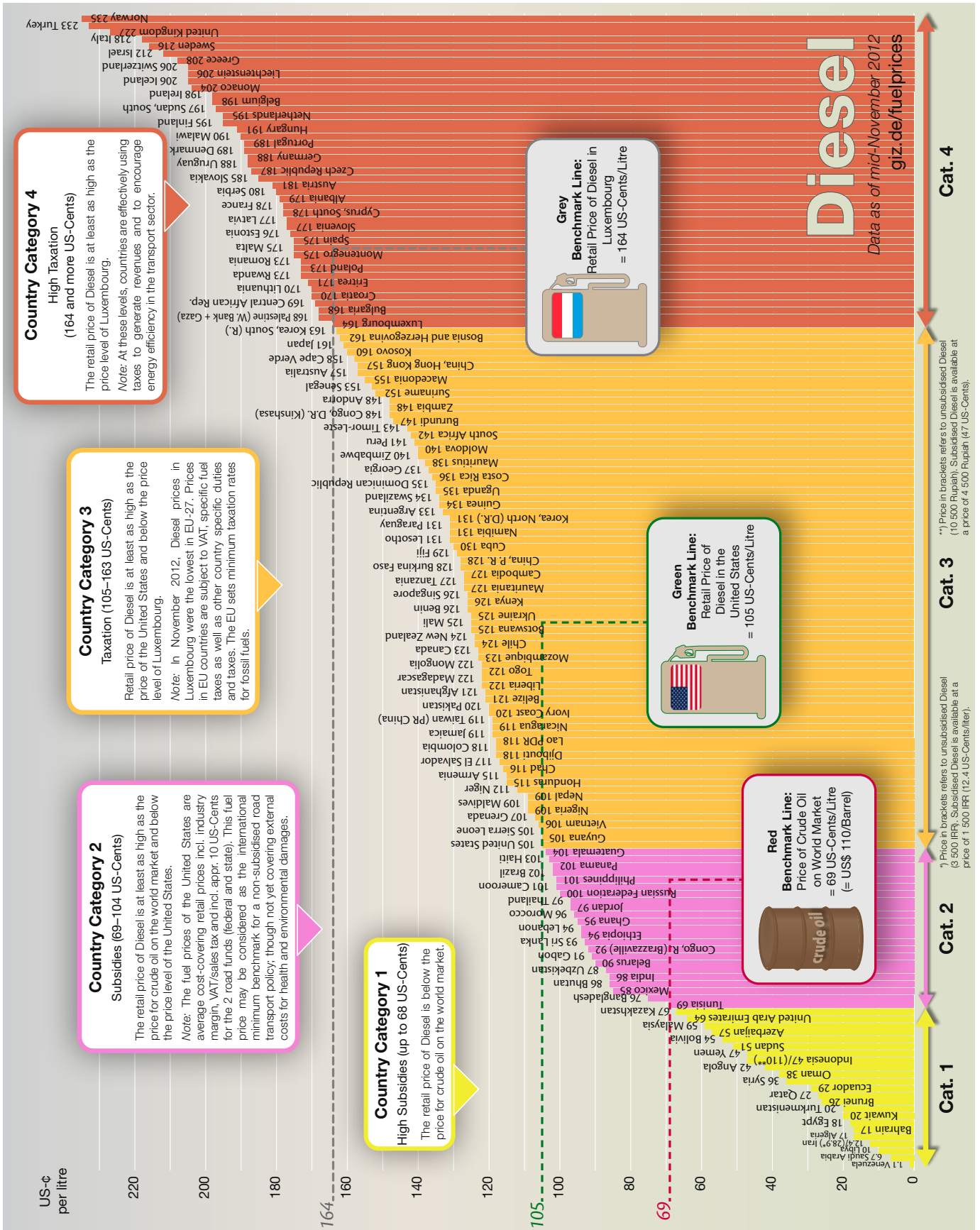
- Grey Benchmark Line:** Retail price of Gasoline and Diesel of Luxembourg. In November 2012, Gasoline (Diesel) prices in Luxembourg were the lowest in Europe. Prices in EU countries are subject to VAT, specific fuel taxes as well as other country specific duties and taxes.
- Green Benchmark Line:** Retail price of Gasoline and Diesel in the United States. Cost-covering retail prices incl. industry margin, VAT/sales tax and incl. approx. US 10 cents for 2 road funds (federal and state). This fuel price being without other specific fuel taxes may be considered as the international minimum benchmark for a non-subsidised road transport policy.
- Red Benchmark Line:** Price of crude oil on world market.

3.5 Retail fuel prices of 174 countries

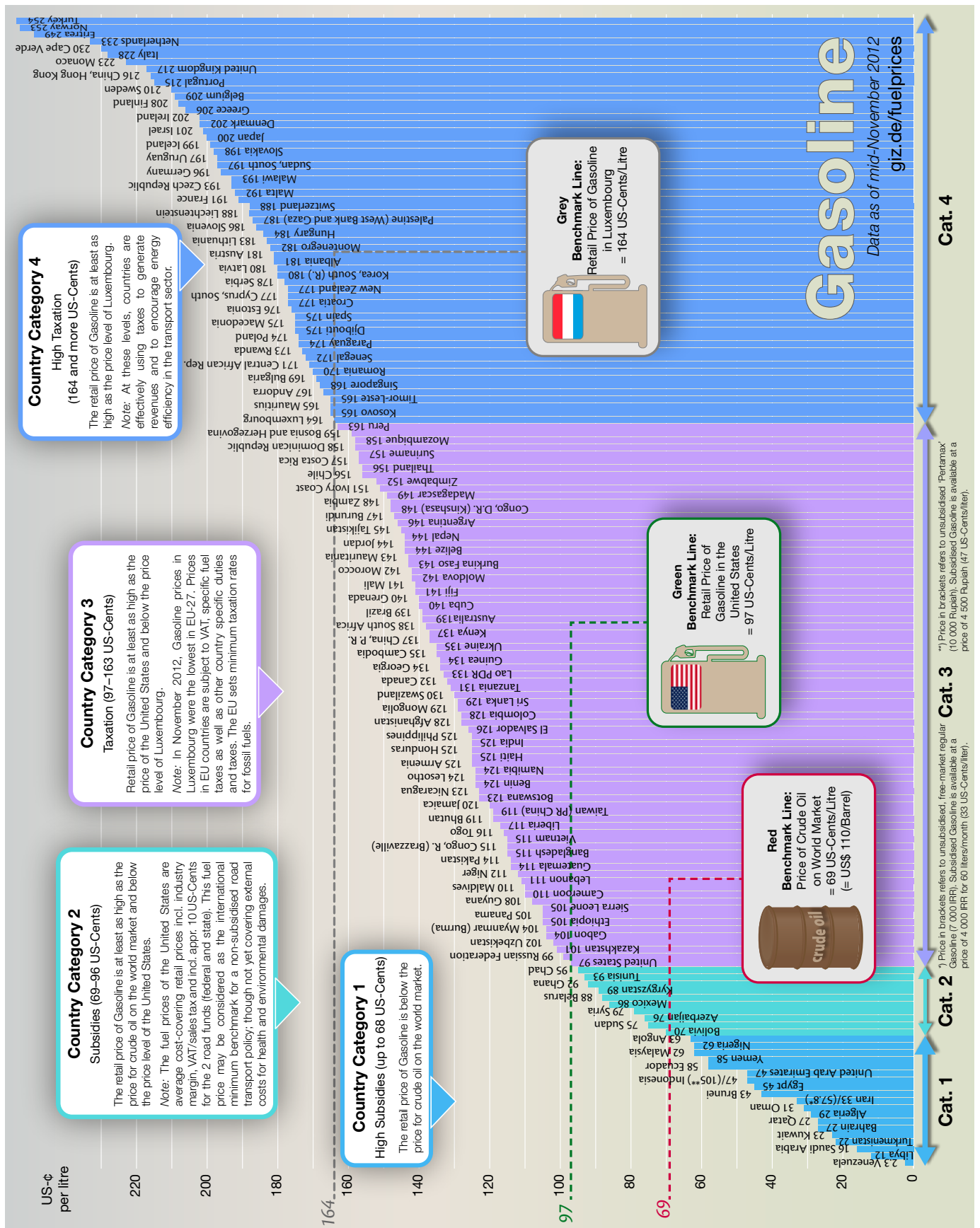
- ➔ World ranking of Diesel prices
- ➔ World ranking of Gasoline prices



3.5.1 Retail prices of Diesel in 171 countries as of November 2012 (in US-cents/litre)



3.5.1 Retail prices of Gasoline in 171 countries as of November 2012 (in US-cents/litre)



4 Annex

Data sources

The data for industrialised countries come from various sources, primarily from the German automobile club 'Allgemeiner Deutscher Automobile Club' (ADAC) in Munich, and European Union.

Most of the data for developing countries, especially those in Africa and Asia, are based on local price surveys conducted by GIZ's local offices. In some cases, (e.g. Cuba, Eritrea, Myanmar, Sudan, North Korea and several Arabian Gulf countries) the local German embassies/consulates kindly helped with the collection of the relevant data.

Method of collection

Global fuel prices vary as a function of global oil prices or as a consequence of individual legal frameworks, not only among countries but also within individual countries. For European countries, nationwide average filling station fuel price statistics (pump prices) were utilised in this survey, whereas for all other countries fuel prices as posted at filling stations in the respective capital cities were collected. The latter method collected data&information using a questionnaire circulated to GIZ local offices worldwide. Where several fuel prices for major cities were available, the unweighted average has been used.

The German Federal Ministry for Economic Cooperation and Development commissioned this project.

Fuel qualities

Throughout this study Gasoline prices refer to Super Gasoline and mean 'unleaded Octan 95'.

Unit conversion for non-litre countries

All fuel prices have been converted into metric litres as the unit of measurement.

Region	Country	Fuel unit
Africa	Liberia	US Gallon
	Sierra Leone	US Gallon
America	Antigua and Barbuda	Imperial Gallon
	Belize	US Gallon
	Colombia	US Gallon
	The Dominican Republic	US Gallon
	Ecuador	US Gallon
	El Salvador	US Gallon
	Grenada	US Gallon
	Guatemala	US Gallon
	Guyana	Imperial Gallon
	Haiti	US Gallon
	Honduras	US Gallon
	Nicaragua	US Gallon
	Panama	US Gallon
	Peru	US Gallon
Puerto Rico	US Gallon	
The United States	US Gallon	
Asia	Myanmar (Burma)	US Gallon
	United Arab Emirates	Imperial Gallon

Unit conversions

1 US Gallon	=	3 785 Litres
1 Imperial Gallon	=	4 546 Litres
1 Barrel	=	159 000 Litres

Currency conversion

The objective was to compare the fuel price situation in various countries worldwide. The USD was used as the reference currency, since all crude oil prices and most countries' import statistics are quoted in USD. The USD conversion rates are those applicable as per November 2012. In countries with different or double exchange rates, the 'market rate/parallel rate/black market rate' was given preference over the official exchange rate. This was not only because it is the rate consumers mostly rely on, but also because experience shows that the official exchange rate eventually tends to be replaced by the parallel exchange rate.

5 About us

About GIZ

GIZ's purpose is to promote international cooperation for sustainable development and education work.

As a 100% federally owned, public-benefit enterprise, we support the German Government in achieving its objectives in the field of international cooperation for sustainable development.

GIZ operates throughout Germany and in more than 130 countries worldwide. Our registered offices are in Bonn and Eschborn. We have more than 16 000 staff across the globe, some 70% of whom are employed locally as national personnel. There are also 890 development workers working for GIZ. More here: <http://www.giz.de/en>

More information

- Sustainable Urban Transport (SUTP): <http://www.sutp.org>
- GIZ Transport and Mobility: <http://www.giz.de/transport>
- Extensive SUTP Photo Database: <http://www.flickr.com/photos/sustainabletransport>
- Capacity Building on Sustainable Urban Transport (CAPSUT): <http://www.capsut.org>
- Facebook: <https://www.facebook.com/sustainableurbantransportproject>
- Follow us on twitter: https://twitter.com/_SUTP
- Quick access to GIZ Transport and Mobility Resources http://www.sutp.org/images/compass/compass_links03.pdf

Published by

Deutsche Gesellschaft für
Internationale Zusammenarbeit (GIZ) GmbH
Sector Project “Transport Policy Advisory Services”
Division 44 – Water, Energy, Transport

Registered offices

Bonn and Eschborn, Germany
Friedrich-Ebert-Allee 40
53113 Bonn, Germany
T +49 228 44 60-0
F +49 228 44 60-17 66
E transport@giz.de
I www.giz.de

Dag-Hammarskjöld-Weg 1-5
65760 Eschborn, Germany
T +49 6196 79-0
F +49 6196 79-1115

Author

Armin Wagner

Manager

Manfred Breithaupt

Editing

Armin Wagner
Team leader “Transport Policy Advisory Services”
E Armin.Wagner@giz.de
I www.giz.de/transport
I www.giz.de/fuelprices
Copyright: ©GIZ – ‘International Fuel Prices 2012/2013’

Design and Layout

Klaus Neumann, SDS

Photo credits

© Klaus Neumann

As at: August 2014

GIZ is responsible for the content of this publication.

On behalf of

Federal Ministry for Economic Cooperation
and Development (BMZ)
Division 313 – Water, Energy, Urban Development

Postal address of BMZ offices

Bonn office
Dahlmannstraße 4
53113 Bonn, Germany

BMZ Berlin | im Europahaus
Stresemannstraße 94
10963 Berlin, Germany

T +49 228 99 535 – 0
F +49 228 99 535 – 3500

T +49 30 18 535 – 0
F +49 30 18 535 – 2501

E poststelle@bmz.bund.de
I www.bmz.de

